

19

հղձոնեղջուր

1979

Քեմիստի

5-110

REMINGTON SPORTING FIREARMS & AMMUNITION 1979

DEDICATION TO
CRAFTSMANSHIP.
QUALITY. AND VALUE
SINCE 1816

MADE IN CANADA BY
REMINGTON-UMC
REMINGTON ARMS CO.
REMINGTON ARMS CO.
REMINGTON ARMS CO.

Remington.

SHOTGUNS



CONTENTS

SPORTING ARMS

SHOTGUNS, HUNTING	2-7
Autoloading	2-5
Pump Action	6-7
SHOTGUNS, TRAP & SKEET	8-9
Autoloading	8-9
Pump Action	8-9
Over-and-Under	8-9
Shotgun Extra Barrels	10
Shotgunning Suggestions	11
CENTER FIRE RIFLES ...	12-17
Bolt Action	12-15
Autoloading	16
Pump Action	17
RIM FIRE RIFLES	18-19
Autoloading	18-19
Pump Action	18-19
Bolt Action	18-20
TARGET RIFLES	20
Center Fire & Rim Fire	20
Long Range Pistol	20

AMMUNITION

SHOTGUN SHELLS	21, 23
CENTER FIRE PISTOL & REVOLVER	
Cartridges and Ballistics	21, 24-25
RIM FIRE	
Cartridges	21-22, 26
CENTER FIRE RIFLE	
Cartridges and Ballistics	21-22, 27-31
TRAPS & TARGETS	24

MODEL 1100


With new styling for 1979, Magnum models that function with extra 2¾" chambered barrels and all 2¾" shotgun shells, and new grades of trap and skeet models, the Model 1100 should prove to be more of a popular favorite than it has ever been. And that's going some, because the Model 1100 has led the field of autoloaders since its introduction in 1963.

The new checkering pattern and receiver scroll-work design enhance the already handsome appearance of the 1100. But what hasn't changed is equally important. That's the smooth-functioning performance, easy handling qualities and gentle recoil sensation of the 1100. And the receiver is still machined from a block of steel (no aluminum alloys used) . . . important to remember when you're ready to purchase a new autoloading shotgun.

A new appearance for 1979 marks the culmination of 16 years of refinements, and the new Model 1100, like all Remington sporting firearms, proudly bears the maker's mark.



MODEL 1100



AUTOLOADING SHOTGUNS- A NEW LOOK FOR AN OLD FAVORITE

The world's most popular autoloading shotgun has a brand new checkering pattern and receiver scroll design to enhance its smooth-flowing lines and handsome appearance. The way the 1100 looks is one reason more shooters prefer it over other autoloaders, but its smooth, reliable performance, easy handling, superb balance and low recoil sensations are the major reasons it's America's best selling autoloading shotgun.

And the Model 1100 is the only autoloader available in 12, 16, 20 and 28 gauge and .410 bore. You can also buy extra interchangeable barrels that will give you a field, target or deer gun quickly and easily. Extra interchangeable $2\frac{3}{4}$ " chambered barrels, available for the 3" Magnum models, will handle all $2\frac{3}{4}$ " shotgun shells. No tools required to change barrels. (See page 10 for barrel selections.)

Choose from two chamber lengths—the $2\frac{3}{4}$ " handles all $2\frac{3}{4}$ " loads, including "baby magnums" without adjustment, and the 3" Magnum model handles all $2\frac{3}{4}$ " magnum and 3" magnum loads. Pick the barrel length, style and choke for your shooting needs from the widest selection offered by any manufacturer. There is even a left-hand model in 12 gauge, available in three barrel lengths.



MODEL 1100—AUTOLOADING SHOTGUN FEATURES

Stock and Fore-end. American walnut with durable Du Pont RK-W wood finish. New checkering pattern.

Receiver. Machined from solid steel. Matte-finish top. Deep blue finish, new scrollwork design on both sides and on chrome-plated bolt.

Barrel. Special Remington proof steel. Deep blue finish. Extra barrels are interchangeable within versions (right- or left-hand), gauge and chamber length. Extra interchangeable $2\frac{3}{4}$ " chambered barrels available for 3" Magnum take all $2\frac{3}{4}$ " shotgun shells. Lightweight barrels interchangeable only on Lightweight models.*

Sights. Metal bead front sight.

Safety. Positive cross-bolt type. Reversed on left-hand models.

Chamber. $2\frac{3}{4}$ " in standard field guns except .410 bore. Magnum models and .410 bore field guns have 3" chamber.

Capacity. 5-shot, 3-shot plug furnished. 4-shot capacity for 3" shells in .410 bore.

*New 20 gauge Lightweight barrels (4400 Series) will not fit pre-1977 20 gauge Lightweight or regular 20 gauge Model 1100 shotguns. (Refer to parts list for pre-1977 barrels.)

FIELD GRADE

Model 1100 3" Magnum: 12 gauge.

Model 1100: 12, 16 gauge.

Model 1100 LT-20, 20 gauge.

Model 1100: 28 gauge, .410 bore.

Model 1100 Deer Barrel: 12 ga.: LT 20, 20 ga.

The unique gas-metering system reduces recoil sensation to a gentle push against your shoulder. The lack of muzzle jump means you stay on target for a second or third shot if needed. The 1100 is a comfortable gun to shoot in any gauge and is an ideal gun for a beginner.

Add the deep, rich bluing on the barrel and receiver, chrome-plated bolt, durable Du Pont RK-W wood finish on the walnut stock and fore-end and you have a Remington shotgun you'll be proud to own and shoot.

Model 1100 3" Magnum: 12 gauge. Ideal for waterfowl or turkey hunting. Takes 3" and 2¾" magnum shells. Extra interchangeable 2¾" barrels take all 2¾" shotgun shells.

Model 1100: 12, 16 gauge. Wide choice of barrel lengths and chokes. Both chamber lengths available in 12 gauge.

Model 1100 LT-20, 20 gauge Lightweight. Scaled down to the proportions of the 20 gauge shell. Magnum model specially designed for 3" and 2¾" magnum shells, furnished with recoil pad.

Model 1100: 28 gauge, .410 bore. Plain or ventilated rib barrels with a variety of choke options.

Model 1100 Deer Gun: 12 gauge; LT-20, 20 gauge. Improved Cylinder choke for rifled slugs and buckshot. Rifle sights. Barrel only shown at left.

ORDER NUMBERS & SPECIFICATIONS—MODEL 1100

Barrel Length & Choke	2¾" Chamber			3" Chamber		
	Plain Barrel	Vent Rib (R-H)	Vent Rib (L-H)	Plain Barrel	Vent Rib	
12 ga.	30" Full	5322	5332	5540	5344	5348†
	30" Mod.	—	—	—	5250	5252
	28" Full	5320	5330	—	—	—
	28" Mod.	5326	5336	5542	—	—
	26" Imp. Cyl.	5328	5338	5544	—	—
22" Imp. Cyl.	5308	Deer barrel with rifle sights.				
16 ga.	28" Full	5370	5378	—	—	—
	28" Mod.	5374	5382	—	—	—
	26" Imp. Cyl.	5376	5384	—	—	—
LT-20	28" Full	5228	5234	—	5240	5242
	28" Mod.	5230	5236	—	—	—
20 ga.	26" Imp. Cyl.	5232	5238	—	—	—
	20" Imp. Cyl.	5248	Deer barrel with rifle sights.			
28 ga.	25" Full	5316	5414	—	—	—
	25" Mod.	5406	5416	—	—	—
	25" Imp. Cyl.	5412	5426	—	—	—

Barrel Length & Choke	2¾" Chamber			3" Chamber	
	Plain Barrel	Vent Rib (R-H)	Vent Rib (L-H)	Plain Barrel	Vent Rib
.410 bore	25" Full	—	—	5460	5466
	25" Mod.	—	—	5462	5468
	25" Imp. Cyl.	—	—	5464	5296
D Tournament Grade—Special					
F Premier Grade—Special					
F Premier Grade with gold inlay—Special					

Nominal Stock Dimensions: 14" long, 2½" drop at heel, 1½" drop at comb.

Over-all Length: 48" with 28" barrel, 45" with 25" barrel in 28 ga. and .410 bore.

Average Weight: 12 ga.—7½ lbs., 16 ga.—7¾ lbs., LT-20, 20 ga.—6½ lbs., LT-20, 20 ga. Magnum—6¾ lbs., 28 ga. plain barrel—6¼ lbs., 28 ga. vent rib—6½ lbs., .410 bore plain barrel—6¾ lbs., .410 bore vent rib—7 lbs.

†Left-hand model No. 5548

Extra Barrels: See page 10.

MODEL 870

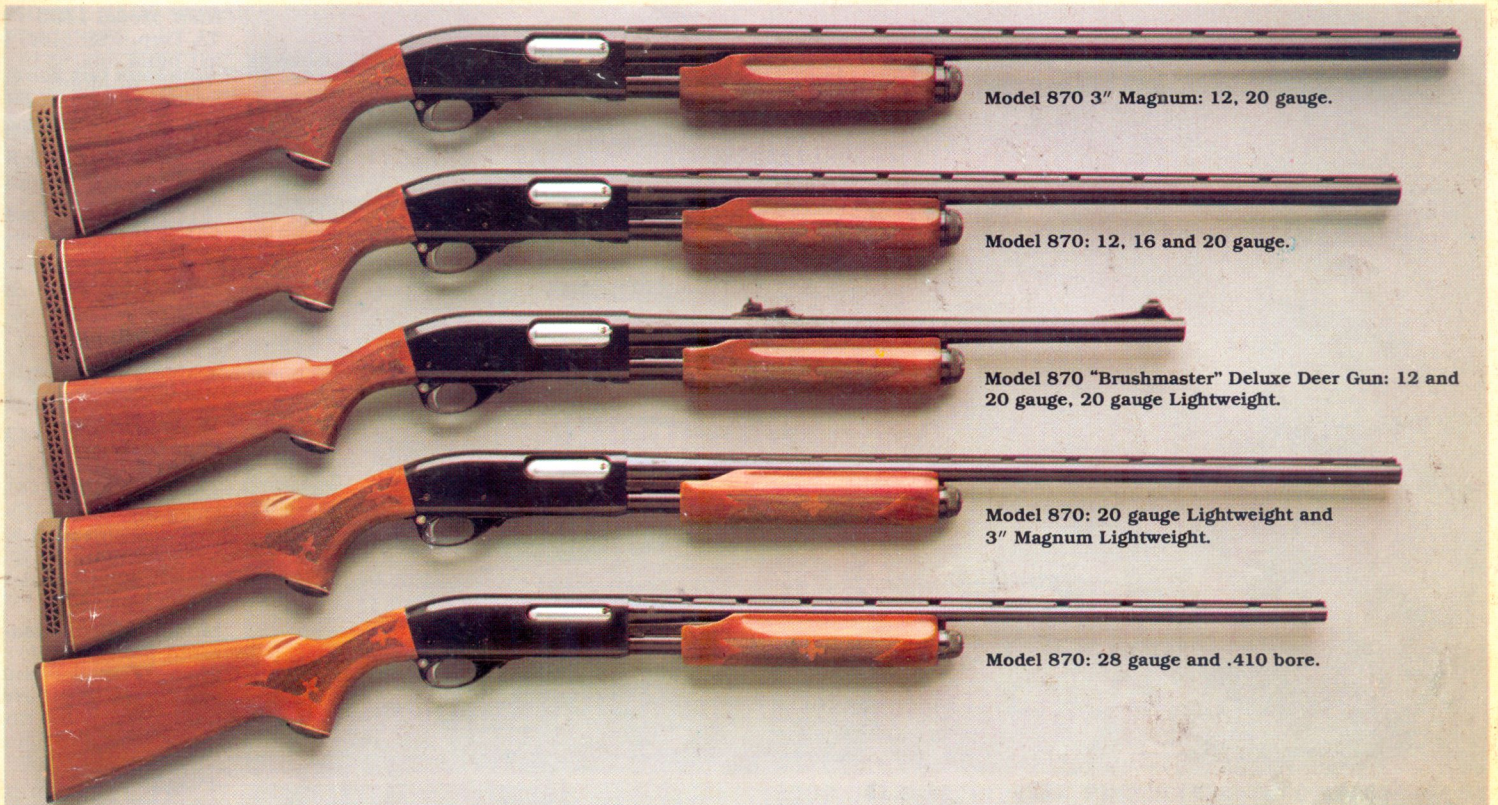


You might say the Model 870 is the most popular pump action shotgun in the world today. More of them have been sold than any other pump action shotgun... over 3 million, in fact. That's because shooters have found the Model 870 "Wingmaster" gives them everything they want in a pump gun. It's lightning fast, silky smooth, completely reliable no matter what the conditions, lightweight and durable. The Model 870 is the complete pump action shotgun.

The features that have made the Model 870 so popular include a machined and vibra-honed steel receiver and vibra-honed action parts to minimize friction, double action bars to prevent twisting which causes binding, easily interchangeable extra barrels and handsomely checkered American walnut stock and full beavertail fore-end. The selection is complete, so you can choose the Model 870 "Wingmaster" that's right for your requirements.



FIELD GRADE



Model 870 3" Magnum: 12, 20 gauge.

Model 870: 12, 16 and 20 gauge.

Model 870 "Brushmaster" Deluxe Deer Gun: 12 and 20 gauge, 20 gauge Lightweight.

Model 870: 20 gauge Lightweight and 3" Magnum Lightweight.

Model 870: 28 gauge and .410 bore.

Model 870 3" Magnum: 12, 20 gauge. Handles all 2¾" and 3" shells including magnums. Available in left-hand ventilated rib barrel model.

Model 870: 12, 16 and 20 gauge. Choice of barrel lengths, chokes and extra barrels including a 12 gauge 34" duck/goose barrel. Left-hand: 12, 20 gauge.

Model 870 "Brushmaster" Deluxe Deer Gun: 12, 20 and 20 gauge Lightweight. Deluxe and standard models; 12 gauge standard has plain stock and grooved fore-end. Rifle sights.

Model 870: 20 gauge Lightweight and 3" Magnum Lightweight. Magnum handles all 3" and 2¾" shotgun shells including magnums. American walnut stock and fore-end.

Model 870: 28 gauge and .410 bore. Lighter weight small gauges with all of the Model 870 features. American walnut stock and fore-end.

FEATURES

Stock and Fore-end. American walnut with durable Du Pont RK-W wood finish.

Receiver. Machined from solid steel. Matte-finish top. Vibra-honed for smoother operation and finish. Lightweight 20, 28 gauges and .410 bore have scaled-down receivers.

Barrel. Special Remington proof steel. Extra barrels are interchangeable within versions (right- or left-hand), gauge and chamber length. Lightweight barrels interchangeable only on Lightweight models.

Sights. Metal bead front sight.

Safety. Positive cross-bolt type. Reversed on left-hand models.

Chamber. 2¾" in standard field guns except .410 bore. Magnum models and .410 bore field guns have 3" chamber.

Capacity. 5-shot, 3-shot plug furnished. 4-shot capacity for 3" shells in .410 bore.

ORDER NUMBERS & SPECIFICATIONS—MODEL 870

	Barrel Length & Choke	2¾" Chamber			3" Chamber	
		Plain Barrel	Vent Rib (R-H)	Vent Rib (L-H)	Plain Barrel	Vent Rib
12 ga.	30" Full	6900	6930	5510	6966	6976+
	30" Mod.	—	—	—	6968	6978
	28" Full	6902	6932	—	—	—
	28" Mod.	6904	6934	5514	—	—
	26" Imp. Cyl.	6906	6936	5516	—	—
	20" Imp. Cyl.	6960	Deluxe with rifle sights "Brushmaster" Standard with rifle sights		5026	—
16 ga.	28" Full	6908	6938	—	—	—
	28" Mod.	6910	6940	—	—	—
	26" Imp. Cyl.	6912	6942	—	—	—
20 ga.	Std. 28" Full	6914	6944	5528	6970	6980
	28" Mod.	6916	6946	5530	6972	6982
	26" Imp. Cyl.	6918	6948	5566	—	—
	20" Imp. Cyl.	6962	"Brushmaster" Deer Gun with rifle sights		—	—
LTWT 20 ga.	28" Full	5176	5182	—	5188	5190
	28" Mod.	5178	5184	—	—	—
	20" Imp. Cyl.	5180	5186	—	—	—
28 ga.	25" Full	4868	4918	—	—	—
	25" Mod.	4904	4920	—	—	—
	25" Imp. Cyl.	4916	4932	—	—	—
.410 bore	25" Full	—	—	—	4948	4986
	25" Mod.	—	—	—	4950	5086
	25" Imp. Cyl.	—	—	—	4978	4990
		Model 870 Police				
12 ga.	20" Police Cyl.	5030	—	—	—	—
	18" Police Cyl.	5032	—	—	—	—
	20" Imp. Cyl.	5028	Rifle sights		—	—

D Tournament Grade—Special

F Premier Grade—Special

F Premier Grade with gold inlay—Special

Nominal Stock Dimensions: 14" long including recoil pad, 2½" drop at heel, 1½" drop at comb.

Over-all Length: 48½" with 28" barrel, 46½" with 26" barrel, 45½" with 25" barrel in 28 gauge and .410 bore.

Average Weight: 12 ga.—7 lbs., 16 ga.—6¾ lbs., 20 ga.—6½ lbs., 20 ga. Lightweight—5¾ lbs., 20 ga. Lightweight Magnum—6 lbs., 20 ga. Lightweight plain barrel—5½ lbs., 28 ga. vent rib—5¾ lbs., .410 bore plain barrel—6 lbs., .410 bore vent rib—6¼ lbs.

Extra Barrels: See page 10. +Left-hand Model No. 5496

TRAP & SKEET GUNS

MODEL 1100—TRAP & SKEET SHOTGUNS

FEATURES

Stock and Fore-end. Rich American walnut with durable DuPont RK-W wood finish. NEW checkering pattern. Tournament guns have positive cut checkering and select wood.

Receiver. Machined from solid steel. Matte-finish top. Deep blue finish. NEW scrollwork design on both sides. Chrome-plated bolt.

Barrel. Ventilated rib only. High step-up rib on trap grades. NEW high rib on LT-20, 20 gauge; 28 ga., .410 bore to better match 12 ga. 1100 skeet guns. Special Remington proof steel. Deep blue finish. Extra barrels are interchangeable within versions (right- or left-hand), gauge and chamber lengths. Lightweight within chamber length only on Lightweight models.*

Sights. Ivory bead front, white-metal middle.

Safety. Positive cross-bolt type. Reversed on left-hand models.

Chamber. 2 $\frac{3}{4}$ " ; 2 $\frac{1}{2}$ " in .410 bore.

*LT-20, 20 gauge Lightweight barrels (4400 series) will not fit pre-1977 20 gauge Lightweight or regular 20 gauge Model 1100 shotguns. (Refer to parts list for pre-1977 barrels.)

ORDER NUMBERS & SPECIFICATIONS—MODEL 1100 TRAP, 12 GAUGE

	Barrel Length & Choke	Standard Trap Stock	Monte Carlo Stock
TA Grade	30" Full	5446	5450
	30" Mod. Trap	5454 L-H	5456 L-H
Tournament Grade	30" Full	5448	5452
	30" Mod. Trap	5588	5592
	30" Mod. Trap	5590	5594

D Tournament Grade (engraved)—Special order.

F Premier Grade (engraved)—Special order.

Nominal Stock Dimensions (with recoil pad): **Regular Stock:** 14 $\frac{3}{8}$ " long, 1 $\frac{3}{4}$ " drop at heel, 1 $\frac{3}{8}$ " drop at comb. **Monte Carlo:** 14 $\frac{3}{8}$ " long, 1 $\frac{7}{8}$ " drop at heel, 1 $\frac{3}{8}$ " drop at comb. 1 $\frac{3}{8}$ " drop at Monte Carlo.

Average Weight: 8 $\frac{1}{4}$ lbs.

ORDER NUMBERS & SPECIFICATIONS—MODEL 1100 SKEET

	Barrel Length & Choke	SA Grade	Tournament Grade
12 ga.	26" Skeet	5356	5304
		5564 L-H	
Std. 20 ga.	26" Skeet	5408	—
LT-20 20 ga.	26" Skeet	5244	5226
28 ga.	25" Skeet	5432	5282
.410 bore	25" Skeet	5298	5300

D Tournament Grade (engraved)—Special order

F Premier Grade (engraved)—Special order.

Nominal Stock Dimensions: 14" long, 2 $\frac{1}{2}$ " drop at heel, 1 $\frac{1}{2}$ " drop at comb.

Average Weight: 12 ga.—7 $\frac{3}{4}$ lbs.; Std. 20 ga.—7 $\frac{1}{2}$ lbs.; LT-20, 20 ga.—6 $\frac{3}{4}$ lbs.; 28 ga.—6 $\frac{3}{4}$ lbs.; .410 bore—7 $\frac{1}{4}$ lbs.

Extra Barrels: See Page 10.

MODEL 870 TRAP & SKEET SHOTGUNS

FEATURES

Stock & Fore-end. Rich American walnut with the durable DuPont RK-W wood finish. Full beavertail fore-end. Positive cut checkering on TC and SC grades.

Receiver. Machined from solid steel. Matte-finish top. Deep blue finish. Chrome-plated bolt.

Barrel. Ventilated rib only. Special Remington proof steel. Extra barrels are interchangeable within versions (left- or right-hand), gauge and chamber lengths.

Sights. Ivory bead front, white-metal middle.

Safety. Positive cross-bolt type. Reversed on left-hand models.

Chamber. 2 $\frac{3}{4}$ " ; 2 $\frac{1}{2}$ " in .410 bore only.

ORDER NUMBERS & SPECIFICATIONS—MODEL 870 TRAP, 12 GAUGE

	Barrel Length & Choke	Standard Trap Stock	Monte Carlo Stock
TA Grade	30" Full	5046	5050
	30" Mod. Trap	5048	5052
TB Grade	30" Full	4926	4906
	30" Mod. Trap	5518 L-H	5520 L-H
TC Grade	30" Full	5060	5064

D Tournament Grade (engraved)—Special order.

F Premier Grade (engraved)—Special order.

Nominal Stock Dimensions (with recoil pad). **Regular Stock:** 14 $\frac{3}{8}$ " long, 1 $\frac{7}{8}$ " drop at heel, 1 $\frac{3}{8}$ " drop at comb. **Monte Carlo:** 14 $\frac{3}{8}$ " long, 1 $\frac{7}{8}$ " drop at heel, 1 $\frac{3}{8}$ " drop at comb. 1 $\frac{3}{8}$ " drop at Monte Carlo. **Average Weight:** 7 $\frac{3}{4}$ lbs.

ORDER NUMBERS & SPECIFICATIONS—MODEL 870 SKEET

	Barrel Length & Choke	SA Grade	SC Grade (Fancy Wood)
12 ga.	26" Skeet	6988	5136
20 ga.	26" Skeet	6992	5140
28 ga.	25" Skeet	4934	
.410 bore	25" Skeet	4996	

D Tournament Grade (engraved)—Special order.

F Premier Grade (engraved)—Special order.

Match Weight Skeet Cap No. 6336 for small gauge Model 870 adds up to 12 oz.

Nominal Stock Dimensions with recoil pad (28 gauge and .410 bore do not have recoil pad): 14" long, 2 $\frac{1}{2}$ " drop at heel, 1 $\frac{3}{8}$ " drop at comb.

Average Weight: 12 ga.—7 lbs., 20 ga.—6 $\frac{1}{2}$ lbs., 28 ga.—6 lbs., .410 bore—6 $\frac{1}{2}$ lbs. (Adjustable weight will add up to 12 oz. in skeet guns.) **Extra Barrels:** See Page 10.

3200 OVER-AND-UNDER SHOTGUNS

FEATURES

Stock and Fore-end. Specially selected fancy walnut stock and fore-end on Competition grades. Special Trap select grade wood. Cut checkering, 20 lines to the inch. Full beavertail fore-end. Satin finish standard on Competition grade guns. DuPont RK-W high gloss wood finish on standard skeet and Special Trap grades. Optional 1 $\frac{3}{8}$ " or 1 $\frac{1}{2}$ " drop on Monte Carlo stocks in Competition Trap grade guns. All with recoil pad.

Frame. Machined steel with sliding top lock. Shield-covered breech. Hammers cock on opening. Sides richly embellished.

Ejection. Automatic. Fired shells eject on opening. Unfired shells remain in chamber but are raised above chamber level for easy manual extraction.

Safety and Barrel Selector. Combination manual safety and barrel selector mounted on top tang. Left for bottom barrel; right for top barrel; middle position for safety on.

Trigger. Single selective, $\frac{5}{16}$ " wide. Crisp with extra-fast lock time.

Sights. Ivory bead front, white-metal middle.

ORDER NUMBERS & SPECIFICATIONS—3200 TRAP, 12 GAUGE

Barrel Length & Choke	Special Trap RK-W Wood Finish		Competition Trap Satin Finish	
	Reg. Stock	Monte Carlo	Reg. Stock	Monte Carlo
32" Imp. Mod./Full	3225	3231	3283	3289 3297*
30" Imp. Mod./Full	3229	3235	3287	3293 3295*
30" Full/Full	—	—	3285	3291

Nominal Stock Dimensions: 14 $\frac{3}{8}$ " long, 2" drop at heel, 1 $\frac{1}{2}$ " drop at comb, 1 $\frac{1}{2}$ " drop at Monte Carlo **Over-all Length:** 48" with 30" barrels and recoil pad.

Average Weight: 8 $\frac{1}{4}$ lbs. for guns with 30" barrels. *1 $\frac{3}{8}$ " drop at comb.

ORDER NUMBERS & SPECIFICATIONS—3200 SKEET, 12 GAUGE



Barrel Length & Choke	Skeet RK-W Wood Finish		Competition Skeet Satin Finish	
	Reg. Stock	Monte Carlo	Reg. Stock	Monte Carlo
28" Skeet/Skeet	3209		3237	
26" Skeet/Skeet	3211		3239	
NEW 28" Imp. Mod./Full (Live Bird Gun)			3207	

Nominal Stock Dimensions: 14" long, 2 $\frac{1}{8}$ " drop at heel, 1 $\frac{1}{2}$ " drop at comb.

Over-all Length: Skeet—45 $\frac{3}{8}$ " with 28" barrels.

Average Weight: 8 lbs. with 28" barrels.

EXTRA BARRELS



You can add to the usefulness and versatility of your Model 1100 or 870 with any of the available extra barrels. Use your target shotgun in the field, and vice versa, by simply changing the barrel. It's easy to do and there are many from which to choose. There are left-hand extra barrels for the left-hand versions of these fine shotguns, too. However, you must match the barrel to the correct receiver—left to left, right to right—and within gauges. Extra interchangeable 2¾" chambered barrels, available for the 3" Magnum models, will handle all 2¾" shotgun shells.

MODEL 1100 EXTRA BARRELS

FIELD GRADE	12 Ga.	16 Ga.	LT-20 20 Ga.*	28 Ga.	.410
Extra Barrels, PLAIN			Order Nos.		
30" Full choke	9500				
28" Full Choke	9502	9530	4440*		
25" Full Choke				9588	9574
28" Mod. Choke	9504	9532	4442*		
25" Mod. Choke				9510	9576
26" Imp. Cyl. Choke	9508	9536	4444*		
25" Imp. Cyl. Choke				6584	9578
Extra Barrels, Rifle Sights, Deer					
22" Imp. Cyl.	9568				
20" Imp. Cyl.			4438*		
Extra Barrels, VENT RIB Duck/Goose					
34" Full Choke	6576				
Extra Barrels, VENT RIB					
30" Full Choke	9512				
28" Full Choke	9514	9538	4446*		
25" Full Choke				6586	9580
28" Mod. Choke	9516	9540	4448*		
25" Mod. Choke				6588	9582
26" Imp. Cyl. Choke	9520	9544	4450*		
25" Imp. Cyl. Choke				6590	9584
LEFT-HAND Extra Barrels, VENT RIB					
30" Full Choke	5682				
28" Mod. Choke	5684				
26" Imp. Cyl. Choke	5686				
Extra Barrels, High Grade					
D Tournament, Vent Rib (engraved)—Special order					
F Premier, Vent Rib (engraved)—Special order					
TRAP	12 Ga.				
Extra Barrels, VENT RIB, Trap					
34" Full Choke		9610			
30" Full Choke		9612			
28" Full Choke		9616			
30" Mod. Trap Choke		9614			
28" Mod. Trap Choke		9618			
Extra Barrels, High Grade					
D Tournament (engraved)		Special order			
F Premier (engraved)		Special order			
SKEET	12 Ga.	Std. 20 Ga.	LT-20 20 Ga.*	28 Ga.	.410
Extra Barrels, VENT RIB, Skeet					
26" Skeet Choke	9522	9562	4452*		
25" Skeet Choke				6592	9586
Extra Barrels, High Grade					
D Tournament (engraved)			Special order		
F Premier (engraved)			Special order		
LEFT-HAND—VENT RIB, Trap & Skeet			12 Ga.		
30" Full Choke Trap			9620		
26" Skeet Choke			5688		

*Note: LT-20, 20 gauge Lightweight barrels (4400 Series) will not fit pre-1977 20 gauge Lightweight or standard 20 gauge Model 1100 shotguns. (Refer to parts list for pre-1977 barrels.)

MODEL 870 "WINGMASTER" EXTRA BARRELS

FIELD GRADE	12 Ga.	16 Ga.	20 Ga. Std.	20 Ga. Lwt.	28 Ga.	.410
Extra Barrels, PLAIN			Order Nos.			
30" Full Choke	6214					
28" Full Choke	6216	6252	6270	6296*		
25" Full Choke					6282	6236
28" Mod. Choke	6218	6254	6272	6298*		
25" Mod. Choke					6284	6238
26" Imp. Cyl. Choke	6220	6256	6274	6300*		
25" Imp. Cyl. Choke					6286	6248
Extra Barrels, Rifle Sights, Deer						
20" Imp. Cyl.	6544		6230	4524*		
Extra Barrels, VENT RIB, Duck/Goose						
34" Full Choke	6304					
Extra Barrels, VENT RIB						
30" Full Choke	6222					
28" Full Choke	6224	6258	6276	6322*		
25" Full Choke					6288	6250
28" Mod. Choke	6226	6260	6278	6324*		
25" Mod. Choke					6290	6264
26" Imp. Cyl. Choke	6228	6262	6280	6326*		
25" Imp. Cyl. Choke					6292	6266
LEFT-HAND Extra Barrels, VENT RIB						
30" Full Choke	6200					
28" Full Choke			6208			
28" Mod. Choke	6202		6210			
26" Imp. Cyl. Choke	6204		6212			
Extra Barrels, High Grade						
D Tournament (engraved)			Special order			
F Premier (engraved)			Special order			
TRAP	12 Ga.					
Extra Barrels, VENT RIB, Trap						
34" Full Choke		6340				
30" Full Choke		6242				
28" Full Choke		6244				
30" Mod. Trap Choke		6232				
28" Mod. Trap Choke		6246				
LEFT-HAND Extra Barrels, VENT RIB, Trap						
30" Full Choke		6206				
D Tournament (engraved)		Special order				
F Premier (engraved)		Special order				
SKEET	12 Ga.	20 Ga.	28 Ga.	.410		
Extra Barrels, VENT RIB, Trap						
26" Skeet Choke	6240	6508				
25" Skeet Choke			6294	6268		
Extra Barrels, High Grade						
D Tournament (engraved)		Special order				
F Premier (engraved)		Special order				

*20 gauge 870 Lightweight barrels will not fit 20 gauge standard 870 guns.

SHOTGUNNING SUGGESTIONS

Geese. Full choke. "Nitro Mag" 2, 4; "Express" BB, 2, 4; Steel-1, No. 4 Lead or No. 2 Steel over decoys.

Turkey. Full choke. "Nitro Mag" 2, 4; "Express" BB, 2, 4; close range 5, 6, or 7½.

Ducks. Full choke. "Nitro Mag" 4, Steel 2 or "Express" 4, 5 for pass shooting; Mod. choke. "Express" 5, 6, or Steel 4 shot over decoys.

Pheasant. "Express." Full or Mod. choke. 4 or 5 shot in cornfields or long range; Mod or Imp. Cyl. 6 shot over dogs or in close.

Woodcock. "Shur Shot." 8 shot Mod. choke in open cover. Imp. Cyl. heavy cover.

Partridge and grouse. "Shur Shot." Imp. Cyl. or Mod. choke. 7½ or 8 shot for small birds. "Express." Full choke. 5 or 6 shot for Western birds.

Quail. "Shur Shot." Imp. Cyl. choke. 8 or 9 shot for light feathers. Mod. choke, 7½ or 8 shot for heavy feathers or wild flushing birds.

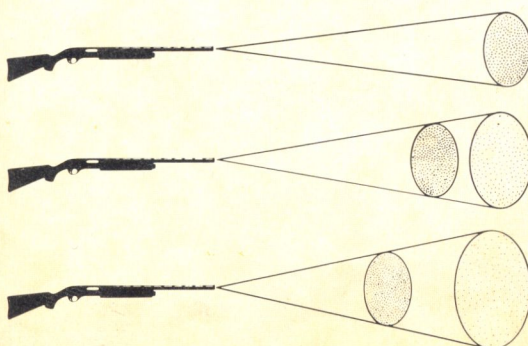
Doves or pigeons. "Shur Shot." Mod. choke. Use 7½, 8, 9 shot for mourning doves or whitewing; 6, 7½, 8 shot for long range.

Squirrel. "Express." Mod choke. 5 or 6 shot.

Rabbit. "Shur Shot." Imp. Cyl. or Mod. choke for brush, 6 shot for cottontails. "Express." Full choke for open areas; 4, 5 and 6 shot for jack or snowshoe rabbits.

Remington, when you take your game seriously.

Remington shotgun shells come in today's most popular range of gauges, shell lengths, powders and shot sizes.



Choose a **Full choke** for the tightest pattern at the longest distances. Best when shooting 45 to 55 yards away.

A **Modified choke** is less constricted, delivers peak patterns between 25 and 45 yards.

For more open patterns, at distances up to 35 yards, choose an **Improved Cylinder choke**.

SHOT			BUCKSHOT		
Number	Diam. in Inches	Approx. Pellets in 1 Oz.	Number	Diam. in Inches	Approx. Pellets in 1 Lb.
● 12	.05	2385	● 4	.24	340
● 9	.08	585	● 3	.25	300
● 8	.09	410	● 1	.30	175
● 7½	.09½	350	● 0	.32	145
● 6	.11	225	● 00	.33	130
● 5	.12	170			
● 4	.13	135			
● 2	.15	90			
● BB	.18	50			

CENTER FIRE RIFLES

SAFARI SAFETY SYSTEM
SAFARI SAFETY SYSTEM
SAFARI SAFETY SYSTEM



MODEL 700

Extreme accuracy, superior strength, attractive styling.

The Remington Model 700 is world-renowned for its accuracy. This is the result of the precision machining of the metal parts and careful bedding of the barreled action to the stock. Every 700 is hand assembled and closely inspected in each step of the manufacturing process, then test fired before it is given the final mark of approval.

The action is one of the strongest ever designed. Bolt face, barrel and receiver surround the cartridge head with three rings of solid steel—no weakening extractor cuts. The anti-bind bolt assures smooth operation without bind or drag.

Styling features found in the Model 700 line are usually found only on far more expensive custom guns. For example, the Model 700 BDL has a walnut Monte Carlo stock with full cheekpiece, positive cut skip-line checkering, black fore-end tip, white line spacers and the durable DuPont RK-W high gloss wood finish. Sling strap and quick-release swivels are included.

The Model 700 ADL has custom skip-line checkering on a walnut Monte Carlo stock with DuPont RK-W wood finish. And the "Classic" model has a satin finish walnut stock with full pattern positive cut checkering and quick-release swivel studs. All models have the receiver drilled and tapped for scope mounts and receiver sights.

The Model 700 is also available in a heavy-barreled varmint gun. The "Varmint Special" is furnished without sights but has Remington target rifle type scope blocks installed.

To round out your choice, the Model 700 is available in sixteen calibers in right-hand models, with the addition of the versatile 7mm Express Remington in 1979, three calibers in left-hand models, six calibers in the "Classic" model and seven calibers in the heavy-barrel "Varmint Special" model. The 308 caliber "Varmint Special" is an excellent choice for the fast-growing sport of metallic silhouette target shooting.



MODEL 700



Model 700 ADL Deluxe.

Model 700 Classic bolt action center fire rifle.

Model 700 BDL Custom Deluxe.

Model 700 "Varmint Special."

Model 700 ADL Deluxe. Economy and value combined with superb accuracy.

Model 700 "Classic" bolt action center fire rifle. Classic stock styling for the world-famous Model 700 barreled action.

Model 700 BDL "Custom" Deluxe. The standard of excellence by which other big-game rifles are measured.

Model 700 "Varmint Special." Heavy barrel adds extra weight for tack-driving accuracy on small targets at long range.

MODEL 700 FEATURES

Stock & Fore-end. American walnut, Safari grade, C "Custom" and "Classic" models have full pattern, positive cut checkering; choice of skip-line or full pattern checkering in C "Custom" grade; BDL, positive cut skip-line checkering; ADL, custom skip-line checkering. ADL, BDL and C "Custom" models have DuPont RK-W wood finish; "Classic" and Safari models have satin finish.

Monte Carlo stock on all models except "Classic." Magnum models have presentation style recoil pads. "Classic" has 5/8" brown rubber butt pad. Sling strap and quick-release swivels are included on BDL and Safari models. "Classic" and C "Custom" models have quick-release swivel studs.

Receiver. Machined from a solid ordnance-steel billet, vibra-honed for smooth finish and functioning. Jeweled anti-bind bolt. Drilled and tapped for scope mounts and receiver sights. Fixed magazine with stainless steel follower; BDL, Safari, C "Custom" grade and "Classic" models have hinged floor plate.

Sights. Blade-ramp front sight with flat-faced gold bead, hooded on BDL only. "Classic" and C "Custom" grades furnished without sights. Rear sight adjustable for elevation and windage. Both sights are removable. "Varmint Special," furnished without sights, has front and rear Remington target rifle type scope blocks installed.

Safety. Fast, positive thumb-type. Left-hand safety on left-hand models.

ORDER NUMBERS & SPECIFICATIONS—MODEL 700

	Cap	Barrel Length Reg.	"Varmint Special"	Twist R-H 1 Turn in	"Classic"	700 ADL	700 BDL	"Varmint Special"	700C Custom
17 Rem.	6	24"		9"			5801		
222 Rem.	6	24"	24"	14"		5760	5781	5821	Special
22-250 Rem.	5	24"	24"	14"	5854	5762	5783	5823	Special
223 Rem.	6	24"	24"	12"				5825	
6mm Rem.	5	22"	24"	9"	5858	5764	5785	5827	Special
243 Win.	5	22"	24"	9"	5860	5766	5787	5829	Special
25-06 Rem.	5	24"	24"	10"		5768	5789	5831	Special
270 Win.	5	22"		10"	5864	5770	5791	5811 L-H	Special
★ 7mm Express Rem.	5	22"		9"		5778	5797		Special
NEW for 1979									
30-06 & 30-06 "Accelerator"	5	22"		10"	5866	5772	5793	5813 L-H	Special
308 Win.	5	22"	Varmint 24"	10" 12"	5774	5795		5833	Special
7mm Rem. Mag.*	4	24"		9"	5872	5776	5803	5815 L-H	Special
300 Win. Mag.*	4	24"		10"			5807		Special
8mm Rem. Mag.*	4	24"		10"			5809		Special
375 H&H Mag.*	4	24"		12"			5836†		
458 Win. Mag.*	4	24"		14"			5838†		
Sling Strap & Quick-Release Swivels (Installed ADL.)						6382			

★ NEW for 1979

D and F grade engraved Model 700 rifles are available in all calibers on special order. See pages 28 through 31 for ballistics on above cartridges.

Standard Stock Dimensions: 13 3/8" length of pull, 2 3/8" drop at heel, 1 5/8" drop at comb (measured from open sight line). "Classic"—1" drop at heel, 9/16" drop at comb (measured from center line of bore).


"Varmint Special" Stock: 13 3/8" length of pull, 1 3/8" drop at heel, 1/2" drop at comb (measured from center line of bore).

Over-all Length: 43 1/2" with 24" barrel except 44 1/2" in Magnum models. "Classic": 41 1/2"—243 Win., 6mm Rem.; 42 1/2"—270 Win., 30-06; 43 1/2"—22-250 Rem.; 44 1/2"—7mm Rem. Mag.

Average Weight: 7 lbs. regular; 7 1/4 lbs. "Classic" and 22-250; 7 1/2 lbs. Magnum; 375 H&H, 458 Win., and "Varmint Special," 9 lbs.

*Recoil pad included.

†Safari grade.



Model 788 with 4X Tasco scope.

Model 788 bolt action center fire rifle.



MODEL 788 BOLT ACTION CENTER FIRE RIFLE—SUPERB ACCURACY, OUTSTANDING VALUE.

Model 788 with 4X scope. The Model 788 with a Tasco 4-power scope, at one low price, makes a great value combination.

Model 788 bolt action center fire rifle. Chambered in six popular calibers from varmint through big game. Left-hand versions available in two calibers. A superb value any hunter can afford.

Model 788. Here's a center fire rifle with the accuracy required for varmint hunting with a surprisingly low price tag. And for a few dollars more than the price of the gun alone, you can get a Tasco 4-power scope with excellent optical qualities. Protective lens caps included.

The Model 788 has incredibly fast lock time—faster than ten competitive rifles tested. This helps to improve your accuracy because the bullet has left the barrel before your sights can move from the target.

FEATURES

Stock & Fore-end. Walnut finished hardwood with Monte Carlo styling standard.

Receiver. Machined from solid ordnance-steel billet. Bolt has **nine locking lugs** for utmost strength in the locked position. Receiver drilled and tapped for scope mounts and receiver sight. Detachable clip magazine. Extra clips available.

Sights. Blade-ramp front sight with detachable blade. U-notch rear sight, lock screw adjustment for elevation and windage. Sight easily removable for scope mounting.

Safety. Positive, fast-action thumb type. Left-hand safety on models with left-hand stock.

Scope. Tasco 4-power model with mount, rings and protective lens caps.

ORDER NUMBERS & SPECIFICATIONS—MODEL 788

Caliber	Clip Mag. Cap.	Barrel Length	Twist R-H 1 turn in	Right	788 Left	788 w/Scope
222 Rem.	4	24"	14"	9722		9790
223 Rem.	4	24"	12"	9734		9798
22-250	3	24"	14"	9736		9778
6mm Rem.	3	22"	9"	9784	9786	9772
243 Win.	3	22"	9"	9782		9774
308 Win.	3	22"	10"	9780	9788	9776

Sling Strap & Swivels (installed) 6426

Extra Clip Magazine (specify caliber)

Standard Stock Dimensions: 13 $\frac{3}{4}$ " length of pull, 2 $\frac{3}{8}$ " drop at heel, 1 $\frac{1}{8}$ " drop at comb (measured from open sight line). **Over-all Length:** 43 $\frac{3}{8}$ " with 24" barrel.

Average Weight: 222 Rem., 22-250, 223 Rem.—7 $\frac{1}{2}$ lbs. All other calibers—7 $\frac{1}{4}$ lbs.



MODEL 742

MODEL 742 "WOODSMASTER" AUTOLOADER—AMERICA'S FAVORITE AUTOLOADING BIG GAME RIFLE

The "Woodsmaster" is a fast, reliable, accurate and strong gas-operated autoloader. Your second shot, if needed, is there on target, fast. You stay on target because the Remington-designed auto-loading action reduces the recoil sensation to a gentle push against your shoulder.

Its reliability results from the smooth, positive, gas-operated action. And the interior working parts are coated with friction-reducing, dirt-resisting DuPont "Teflon-S" resin. This assures all-weather operation, makes cleaning easier and acts as a long-lasting lubricant.

Chambered in five popular flat shooting big game calibers, there's a Model 742 "Woodsmaster" rifle just right for your hunting requirements.

Model 742 "Woodsmaster"
Center fire autoloading rifle. Chambered in five popular calibers including 30-06. 4-shot removable clip magazine. Carbine available.

Model 742 BDL "Woodsmaster" Custom Deluxe.
Deluxe basketweave checkering on Monte Carlo stock and fore-end. Full cheekpiece. Available with left-hand cheekpiece and safety.



MODEL 742 FEATURES

Stock & Fore-end. American walnut. Distinctive skip line checkering—Custom Deluxe model has deluxe basketweave checkering and Monte Carlo stock (ideal for scope) with full cheekpiece. DuPont RK-W wood finish, white line spacers and black fore-end tip.

Receiver. Machined from solid ordnance-steel billet; interior parts are vibra-honed and coated with DuPont "Teflon-S" resin for dependable performance. Artillery-type bolt with multiple locking lugs. Drilled and tapped for scope mounts.

Magazine Capacity. Removable 4-shot clip, 5-shot capacity (4 in clip, 1 in chamber). Extra clips available.

Sights. Blade-ramp front sight with flat-faced, gold bead. Sliding-ramp rear sight adjustable for elevation and windage. Both sights removable for scope mounting.

Safety. Positive cross-bolt type. Left-hand safety on BDL with left-hand stock.

ORDER NUMBERS & SPECIFICATIONS—MODEL 742

Caliber	Barrel Length	Twist R-H 1 Turn in	742		742 BDL	
			742	742 Carbine	Right	Left*
6mm Rem.	22"	9"	9632			
243 Win.	22"	9"	9648			
280 Rem.	22"	9"	9634			
30-06	22"	10"	9636	9670	9666	9668
	Carbine 18½"					
308 Win.	22"	10"	9638	9672	9640	9644
	Carbine 18½"					

Model 742 D Peerless Grade (engraved)—Special order
 Model 742 F Premier Grade (engraved)—Special order
 Sling Strap & Quick-Release Swivels (installed) 6094
 Extra 4-Shot Clip (specify caliber)

*Left-hand models have left-hand cheekpiece and safety. See pages 28 through 31 for ballistics on above cartridges.
Standard Stock Dimensions: 13¼" length of pull, 2¼" drop at heel, 1⅝" drop at comb. BDL Monte Carlo stock: 13¼" length of pull, 2½" drop at heel, 1⅝" drop at comb, 1⅝" drop at Monte Carlo. Over-all length: 42" with 22" barrel. Carbine: 38½" with 18½" barrel.
Average Weight: 7½ lbs. Carbine: 7¼ lbs.

MODEL 760



Model 742 "Woodsmaster" center fire autoloading rifle.

Model 742 "Woodsmaster" BDL Custom Deluxe.

Model 760 "Gamemaster" center fire pump action rifle.

Model 760 "Gamemaster" BDL Custom Deluxe.

MODEL 760 "GAMEMASTER" PUMP ACTION CENTER FIRE RIFLE—FAST, SMOOTH, RELIABLE, NATURAL ACTION

The Model 760 "Gamemaster" lets you shoot as fast as you can pump the action and pull the trigger. You keep the rifle in a natural shooting position while working the action. The smooth action gives this gun reliability in all temperatures and weather conditions.

This smoothness is the result of twin action bars which eliminate twisting and binding. Internal working parts are vibra-honed to reduce friction and assure crisp, easy functioning of the action.

Model 760 "Gamemaster" Center fire pump action rifle. Fast handling, fast shooting big game rifle. Carbine available.

Model 760 "Gamemaster" Custom Deluxe. Deluxe basketweave checkering on stock and fore-end. Monte Carlo stock (ideal for scope) with full cheekpiece. Available with left-hand cheekpiece and safety.

MODEL 760 FEATURES

Stock & Fore-end. American walnut. Skip-line checkering. Deluxe basketweave checkering and Monte Carlo stock on BDL Custom Deluxe model. DuPont RK-W wood finish.

Receiver. Machined from solid-steel billet. Artillery-type bolt with multiple locking lugs. Drilled and tapped for scope mounts.

Magazine Capacity. Removable 4-shot clip. 5-shot capacity (4 in clip, 1 in chamber). Extra clips available.

Sights. Blade-ramp front sight. Rear sight adjustable for elevation and windage. Both sights removable for scope mounting.

Safety. Positive cross-bolt type. Left-hand safety on BDL with left-hand stock.

ORDER NUMBERS & SPECIFICATIONS—MODEL 760

Caliber	Barrel Length	Twist R-H 1 Turn in	760		760 BDL	
			760	760 Carbine	Right	Left*
6mm Rem.	22"	9"	5900			
243 Win.	22"	9"	9678			
270 Win.	22"	10"	9726		9708	9712
30-06	22"	10"	9730	9698	9692	9694
	Carbine 18½"					
308 Win.	22"	10"	9732	9714	9706	9710
	Carbine 18½"					

Model 760 D Peerless Grade (engraved)—Special order

Model 760 F Premier Grade (engraved)—Special order

Sling Strap & Quick-Release Swivels (installed) 6096

Extra 4-Shot Clip (specify caliber)


See pages 28 through 31 for ballistics on above cartridges.

*Left-hand models have left-hand cheekpiece and safety.

Standard Stock Dimensions: 13¼" length of pull, 2¼" drop at heel, 1⅞" drop at comb. Monte Carlo stock: 13⅞" length of pull, 2½" drop at heel, 1⅞" drop at comb, 1⅞" drop at Monte Carlo.

Average Weight: 7½ lbs. Carbine: 7¼ lbs.

RIM FIRE RIFLES




Model 552A "Speedmaster" autoloading rim fire rifle.

Model 552 BDL Deluxe.

Model 552A "Speedmaster" autoloading rim fire rifle. The "Speedmaster"—the only 22 autoloader made that shoots Short, Long and Long Rifle cartridges interchangeably. Big game rifle styling.

Model 552 BDL Deluxe. Custom checkering on walnut stock and fore-end; big game rifle sights; durable DuPont RK-W wood finish. An accurate, fast handling 22 rifle for hunting or target shooting.



Model 572A "Fieldmaster" pump action rim fire rifle.

Model 572 BDL Deluxe.

Model 572A "Fieldmaster" pump action rim fire rifle. Crisp, clean styling for America's favorite pump action 22 and the only 22 pump made in America.

Model 572 BDL Deluxe. A repeater that converts easily to a single-shot by removing tubular magazine. Custom checkering; protective DuPont RK-W wood finish. All "Fieldmaster" rifles shoot Short, Long and Long Rifle cartridges interchangeably.



Model 581 bolt action clip repeater rim fire rifle.

With clip.

With single shot adapter.

Model 581 bolt action rifle. Unique adapter converts rifle from clip repeater to single-shot for use by beginners. With adapter removed, it's a smooth performing clip repeater. Available in right- and left-hand models and a Boy's Rifle with a 1" shorter stock.

Model 582 bolt action rifle. A tubular magazine repeater for small game or target shooting. (Not shown)



"Nylon 66" with 4X scope.

"Nylon 66" MB autoloading rim fire rifle: Mohawk Brown.

"Nylon 66" BD "Black Diamond."

"Nylon 66" AB: Apache Black.

"Nylon 66" with 4X scope. The "Black Diamond" and Mohawk brown "Nylon 66" rifles are available with a 4-power scope for greater accuracy at longer ranges.

"Nylon 66" MB autoloading rim fire rifle: Mohawk Brown. The 22 built to last and function properly with a minimum of care. The "Nylon 66" stock has a lifetime warranty. Gallery Special (22 shorts only) available.

"Nylon 66" BD "Black Diamond." Jet black stock, barrel and receiver cover. White line spacers accent overall graceful lines.

"Nylon 66" AB: Apache Black. All-weather chrome-plated barrel and receiver cover. Jet black warranted stock with white diamond inlay.

552/572/581/582/NYLON 66

MODEL 552 "SPEEDMASTER"

FEATURES

Stock & Fore-end. Walnut-finished hardwood. American walnut in BDL grade. BDL grade has fine-line custom checkering and DuPont RK-W wood finish.

Receiver. Grooved for tip-off scope mounts.

Magazine Capacity. Tubular magazine holds 20 Short, 17 Long, 15 Long Rifle cartridges and shoots all interchangeably. Remove magazine tube for single-shot capability.

Sights. Rear sight adjustable for elevation and windage, bead front. BDL: Blade-ramp front sight, sliding-ramp rear sight.

Safety. Positive, cross-bolt type.

ORDER NUMBERS & SPECIFICATIONS—MODEL 552

552A	5602
552 BDL Deluxe	5604
Sling Strap & Swivels (installed)	6430

Over-all Length: 40" with 21" barrel.

Weight: 5¾ lbs.

MODEL 572 "FIELDMASTER"

FEATURES

Stock & Fore-end. Walnut-finished hardwood. American walnut in BDL grade. BDL grade has fine-line custom checkering and DuPont RK-W wood finish.

Receiver. Grooved for tip-off scope mounts.

Magazine Capacity. Tubular magazine holds 20 Short, 17 Long, 14 Long Rifle cartridges and shoots all interchangeably. Remove magazine tube for single-shot capability.

Sights. Rear sight adjustable for elevation and windage; bead front. BDL: Blade-ramp front sight, sliding-ramp rear sight.

Safety. Positive, cross-bolt type.

ORDER NUMBERS & SPECIFICATIONS—MODEL 572

572A	5620
572 BDL Deluxe	5622
Sling Strap & Swivels (installed)	6432

Over-all Length: 40" with 21" barrel.

Weight: 5½ lbs.

MODEL 581 & MODEL 582

FEATURES

Stock & Fore-end. Walnut-finished hardwood with Monte Carlo, full size, black butt plate. Single-screw takedown.

Receiver. Round, ordnance steel, grooved for scope mounts.

Capacity. M/581 6-shot clip repeater with single-shot adapter. M/582 20 Short, 15 Long, 14 Long Rifle cartridges. Remove magazine tube for single shot capability.

Sights. Front: bead, dovetail adjustable. Rear: U-notch type, lock-screw adjustable.

Safety. Positive, serrated thumb-type. Left-hand safety on left-hand model.

ORDER NUMBERS & SPECIFICATIONS—M/581 & M/582

581 Clip Repeater with single-shot adapter	9834
581 Boy's Rifle with single-shot adapter	9840
581 Clip Repeater, Left-Hand, with single-shot adapter	9836
Single-Shot Adapter (for older guns)	9826
582 Tubular Repeater	9856
581 Extra 5-Shot Clip	4914
581 Extra 10-Shot Clip	9828
Sling Strap and Swivels installed on 581	6426
Sling Strap and Swivels installed on 582	6428

Over-all Length: 42¾".

Weight: M/581—4¾ lbs., M/582—5 lbs.

"NYLON 66"

FEATURES

Stock & Fore-end. One-piece DuPont "Zytel" structural nylon with lifetime warranty (see warranty sticker on rifle stock for full details), checkered grip and fore-end with white diamond inlays, white line spacers. Superior strength without extra weight. The "Nylon 66" weighs only 4 lbs. Black fore-end tip. "Black Diamond" has black stock with black diamond-shaped inlay.

Receiver. Nylon-bearing action surfaces eliminate need for internal lubrication. Grooved for tip-off scope mounts.

Magazine Capacity. Tubular magazine loads through buttstock, holds 14 Long Rifle cartridges.

Sights. Rear sight adjustable for elevation and windage, blade-ramp front; common sight line for iron sights and scope.

Colors. Choice of Mohawk Brown with blued barrel and receiver, "Black Diamond" with blued barrel and receiver or Apache Black with chrome-plated barrel and receiver cover.

Safety. Top-of-grip, positive, thumb-type.

ORDER NUMBERS & SPECIFICATIONS—"NYLON 66"

"Nylon 66" BD "Black Diamond"	5700
"Nylon 66" BD "Black Diamond" w/4X Scope	5702
"Nylon 66" MB Mohawk Brown	5500
"Nylon 66" MB Mohawk Brown w/4X Scope	5498
"Nylon 66" AB Apache Black	5486
"Nylon 66" GS Gallery Special (22 Shorts only)	5512
Sling Strap & Swivels (installed)	6418

Over-all Length: 38½" with 19¾" barrel.

Weight. 4 lbs.

Scope: 4-power model with single crosshairs.


Look for this warranty sticker on the stock of the "Nylon 66."

Remington is the only company that can offer this kind of warranty, because the "Nylon 66" is the only rim fire rifle in the world that has a tough, durable stock made of Zytel structural nylon—an ideal material for a gun stock.

THIS TOUGH RIFLE STOCK
has a full
**LIFETIME
WARRANTY**


Made of tough Du Pont structural nylon, this stock is so much stronger and more durable than one made of wood that we guarantee it will not warp, crack, chip, fade or peel for the life of the rifle or we will replace it free. The gun should be sent Collect to ARMS SERVICE DIVISION, REMINGTON ARMS COMPANY, INC., ILION, NEW YORK 13357.

This Warranty gives you specific legal rights and you may also have other rights which may vary from state to state. This warranty does not cover stock damage caused intentionally or by unreasonable use.

Remington 

Remington Arms Company, Inc.
and Remington Arms of Canada, Ltd.
and Remington GmbH

RIM FIRE/TARGET RIFLES



MODEL 541-S "CUSTOM" SPORTER BOLT ACTION RIM FIRE RIFLE.

The Model 541-S is truly a custom sporter 22 rifle with deluxe features like decorative scroll engraving, positive cut checkering, specially blued receiver, adjustable match-type trigger, artillery-style bolt with six locking lugs and double extractors. Superb accuracy.

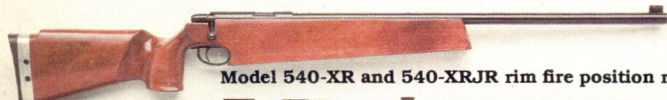
FEATURES

- Stock & Fore-end.** American walnut; DuPont RK-W wood finish. Fine-line, 20 lines to the inch positive cut checkering. Checkered rosewood-finished butt plate and grip cap. Rosewood-finished fore-end tip. White line spacers.
- Receiver.** Round, ordnance steel, grooved, drilled and tapped for scope mounts or receiver sights. Rich, deep blueing. Decorative scroll engraving.
- Capacity.** 6-shot with 5-shot clip magazine (10 shot clip available). Shoots Short, Long and Long Rifle 22 rim fire cartridges interchangeably.
- Sights.** Not furnished. Receiver drilled and tapped for scope mounts.
- Safety.** Positive, serrated thumb-type.

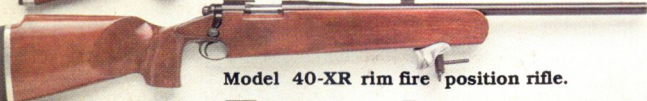
ORDER NUMBERS & SPECIFICATIONS—541-S

22 Cal. Bolt Action Clip Repeater	9800
Extra 5-Shot Clip	4914
Extra 10-Shot Clip	9828
Sling Strap & Swivels (installed)	6382

Over-all Length: 42½". **Weight:** 5½ lbs.



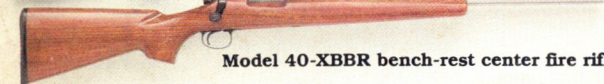
Model 540-XR and 540-XRJR rim fire position rifles.



Model 40-XR rim fire position rifle.



Model 40 XB "Rangemaster" center fire rifle.



Model 40-XBBR bench-rest center fire rifle.

Champion shooters around the world have won their share of honors and accolades shooting Remington target rifles. Competitive target shooters recognize the superior accuracy of these fine target rifles.

MODELS 540-XR & 540-XRJR FEATURES

- Caliber.** 22 Long Rifle only. **Stock.** Position style with Monte Carlo, cheekpiece and thumb groove, 5-way adjustable butt plate and full-length guide rail (front swivel block, sling and sling swivel optional at extra charge). Common sight alignment with scope or iron sights.
- Receiver.** Drilled and tapped for receiver sights. Trigger adjustable from 1 to 5 lbs.
- Capacity.** Single loading.
- Barrel.** 26" medium-weight target barrel, countersunk at muzzle. Drilled and tapped for target scope blocks. Fitted with front-sight base.
- Sights.** Optional at extra cost. Williams Receiver Sight No. FPTK and Redfield Globe Front Match sight.
- Safety.** Positive, serrated thumb-type.

ORDER NUMBERS & SPECIFICATIONS—540-XR & 540 XRJR

540-XR Position Rifle	9802
540-XRJR Position Rifle	9804
Sling Strap with Front Swivel Block Assembly	6420

Sights: Williams Receiver, No. FPTK & Globe Front Match Sight Set. **Length of Pull:** 540-XR adjustable from 12¾" to 16". 540-XRJR adjustable from 11" to 14¼". **Over-all Length:** 540-XR adjustable from 42½" to 46¾". 540-XRJR adjustable from 41¾" to 45". **Weight:** 8 lbs. 13 oz. without sights. Add approximately 9 oz. for sights.

MODEL 40-XR FEATURES

- Caliber.** 22 Long Rifle only.
- Stock.** Position style with front swivel block on fore-end guide rail. Thumb groove, adjustable combination hand stop and sling swivel; 2-way vertically adjustable butt plate.
- Receiver.** Drilled and tapped for receiver sights or target scope blocks. Target scope blocks installed. Trigger adjustable from 2 to 4 lbs.
- Capacity.** Single loading.
- Barrel.** 24" heavy barrel.
- Safety.** Positive, thumb-type.

ORDER NUMBERS & SPECIFICATIONS—40-XR

40-XR Position Rifle	5668
----------------------	------

Length of Pull: 13½". **Over-all Length:** 42½". **Average Weight:** 10 lbs. 2 oz. without sights.

MODEL 40-XB FEATURES

- Stock.** American walnut. Non-slip rubber target-type butt pad. Adjustable combination hand stop and sling swivel. Front swivel block on fore-end guide rail.
- Capacity & Calibers.** Single loading and clip repeater (magazine loads from top of receiver). **Single shot:** 222 Rem., 22-250 Rem., 6mm Rem., 243 Win., 7.62mm NATO (308 Win.), 30-06, 30-338 (30-7mm Mag.), 300 Win. Mag. **Repeating** (heavy-barrel version only): 222 Rem., 22-250 Rem., 6mm Rem., 243 Win., 7.62mm NATO (308 Win.).
- Receiver.** Drilled and tapped for scope block and receiver sights. Target scope blocks installed. Receiver bedded to stock.
- Trigger.** Match type. Adjustable from 2 to 4 lbs. Weight of pull can be changed externally. Special 2 oz. trigger available on single-shot models only at extra charge.
- Barrel:** 27¼" length. Unblued stainless steel only. Free floating. Drilled and tapped for scope block and iron front target sight.
- Sights.** None supplied. Target scope blocks installed.

ORDER NUMBERS & SPECIFICATIONS—MODEL 40-XB "RANGEMASTER"

CF-S2 Std. Stainless Steel Barrel	Special
CF-H2 Heavy Stainless Steel Barrel	Special
Extra for Repeating Center Fire Models with Heavy Barrel	Special
Extra for 2-oz. Trigger (Single-Shot Models only)	Special

Length of Pull: 13½". **Over-all Length:** approximately 47". **Muzzle Diameter:** S-2: approximately ¾". H2: approximately 7/8". **Average Weight:** S2—9¼ lbs., H2—11¼ lbs.

MODEL 40-XBBR FEATURES

- Stock.** Specially selected American walnut.
- Capacity & Calibers.** Single shot. 22 Bench Rest Rem., 222 Rem., NEW 6mm Bench Rest Rem., 7.62mm NATO (308 Win.).
- Receiver.** Same as Model 40-XB. Trigger adjustable from 1½ to 3½ lbs. Special 2-oz. trigger available at extra charge.
- Barrel.** Unblued stainless steel only. 20" length for Light Varmint class. 24" for Heavy Varmint class.

ORDER NUMBERS AND SPECIFICATIONS—MODEL 40-XBBR

40-XBBR Stainless Steel Barrel	Special
Extra for 2 oz. Trigger	Special

Length of Pull: 12". **Over-all Length:** 38" with 20" barrel. 42" with 24" barrel. **Average Weight:** 9¼ lbs. with 20" barrel. 12 lbs. with 24" barrel.

MODEL 40-XC NATIONAL MATCH COURSE CENTER FIRE RIFLE FEATURES

- Stock.** Thumb groove, adjustable combination hand stop and sling swivel; 2-way, vertically adjustable butt plate.
- Capacity & Caliber.** 5-shot bolt action repeater. 308 Win. (7.62mm NATO).
- Receiver.** Drilled and tapped for metallic sights. Scope-mount bases installed. Trigger adjustable 2 to 4 lbs.
- Safety.** Positive, thumb-type.

ORDER NUMBERS & SPECIFICATIONS—MODEL 40-XC

40-XC National Match (7.62mm NATO only.)	6002
--	------

Length of Pull: 13½". **Over-all Length:** 42½" with 24" stainless steel barrel. **Weight:** 11 lbs. without sights.

MODEL "XP-100" LONG RANGE PISTOL.


A unique single-shot, center-fire, bolt action pistol chambered for the 221 Remington "Fire-Ball" cartridge. Ideal for metallic silhouette target shooting and small game hunting. One-piece DuPont "Zytel" stock with universal grip. Match-type grooved trigger. Ventilated rib. Rifle-type rear sight and blade ramp front



sight. Two-position thumb safety. Receiver drilled and tapped for scope mounts. 10½" barrel. 16¾" over-all length. Weighs 3¾ lbs. Furnished with zippered carrying case. See page 25 for 221 Rem. ballistics. Order No. 5470.

AMMUNITION





NEW FOR '79

HV stands for Hyper Velocity. The "Yellow Jacket" bullet is 245 feet-per-second faster at the muzzle than regular high velocity long rifle cartridges.

TC means truncated cone contour bullets. For maximum velocity and retained energy downrange with outstanding accuracy.

HP is for hollow point bullets. With an extra-large cavity for complete mushrooming and full energy impact on target.

The "Yellow Jacket" is of standard Long Rifle cartridge length and will chamber in any rifle or handgun designed for Long Rifle cartridges. The special powder imparts hyper velocity to the truncated cone hollow point bullet for an explosive downrange effect on the target.


"Yellow Jacket" cartridges add a new dimension to rim fire target shooting and small game hunting—excitement and value.

"Yellow Jacket" 22s are available in 22 Long Rifle only and have 33 grain HVTCHP bullets. They deliver a muzzle velocity of 1500 fps and a 100-yard velocity of 1075 fps with a muzzle energy of 165 ft-lbs and 85 ft-lbs at 100 yards.

"Yellow Jacket" cartridges are packed 50 rounds per box and 500 rounds per 'brick.'

YELLOW JACKET

New Remington
"Yellow Jacket" 22s
feature unique
HVTCHP bullets.




NEW 7mm EXPRESS REMINGTON- HIGHLY EFFECTIVE FOR BIG GAME

The NEW 7mm Express Rem. provides the best ballistic performance of any factory-loaded, non-magnum cartridge with a 150 grain bullet. It surpasses the 270 Win. 150 grain and the 30-06 SPR 150 grain with superior velocity, energy and flatter trajectory. The 7mm diameter bullet has greater ballistic potential when coupled with the greater case capacity and a NEW powder. The total result is magnum-like performance from a non-magnum cartridge—without magnum recoil!

Based on the 280 Rem. case, the new 7mm Express Rem. is interchangeable with the 280 Rem. The larger case dimensions prevent accidental chambering in 270 or 30-06 rifles.

The Remington Model 700 rifle is now chambered for the new 7mm Express Rem. See pages 12 through 14 for description of the Model 700 and pages 28 through 31 for center-fire rifle cartridge ballistics.



SHOTGUN SHELLS



NEW! 12 GAUGE, 3" MAGNUM STEEL SHOT


WATERFOWL LOADS

Designed to reliably operate Magnum autoloading shotguns, the 1¼ oz. load leaves the muzzle at 1375 feet per second and provides retained pellet energy at normal waterfowl hunting ranges comparable to that of traditional

lead loads. The green-and-gray package identifies the new

Remington 3" magnum and 2¾" steel shot loads.

Remington Order No.	Gauge	Shell Length	Powder Equiv. Drams	Ounces of Shot	Shot Sizes
* STL 12 Mag. 1	12	3" Mag.	Max.	1¼	1
* STL 12 Mag. 2	12	3" Mag.	Max.	1¼	2
* STL 12 Mag. 4	12	3" Mag.	Max.	1¼	4
STL 12-1	12	2¾"	Max.	1½	1
STL 12-2	12	2¾"	Max.	1½	2
STL 12-4	12	2¾"	Max.	1½	4




"NITRO MAG" HIGH-PERFORMANCE MAGNUM

Remington now offers the optimum load for long range waterfowl patterns. 2¾" and 3" 12 gauge "Nitro Mag" magnums combine our famous "Power Piston" wad and granulated

plastic filler to cushion and protect the shot. Tightly packed, more perfectly round pellets

leave the barrel to form tight, evenly spread, extra long range patterns.

Remington Order No.	Gauge	Shell Length	Powder Equiv. Drams	Ounces of Shot	Shot Sizes
SP 12SNM	12	2¾"	Max.	1½	2 4
SP 12 NM	12	3"	4	1½	2 4




"EXPRESS" MAGNUM

For more power and denser patterns in tough waterfowl or turkey hunting situations, the "Express" magnum has the reach. In both 2¾" and 3" lengths, they add more shot to the pattern for extra stopping power. Available in 3" in 12 and 20 gauges, 2¾" in 12, 16 and 20

gauges. (Also a 3½" in 10 gauge.)

Remington Order No.	Gauge	Shell Length	Powder Equiv. Drams	Ounces of Shot	Shot Sizes
SP 10 Mag.	10	3½"	Max.	2	BB 2 4
SP 12S Mag.	12	2¾"	Max.	1½	2 4 5 6
SP 12 Mag.	12	3"	4	1½	2 4 6
SP 12H Mag.	12	3"	Max.	1½	BB 2 4
SP 16C Mag.	16	2¾"	Max.	1¼	2 4 6
SP 20S Mag.	20	2¾"	Max.	1½	4 6 7½
SP 20H Mag.	20	3"	Max.	1¼	2 4 6 7½



"EXPRESS" LONG RANGE LOADS

It's "Express" long range loads for consistent performance in most field situations. They deliver uniform, dense patterns. Available in 10, 12, 16, 20, 28 gauges and .410 bore.

Remington Order No.	Gauge	Shell Length	Powder Equiv. Drams	Ounces of Shot	Shot Sizes
SP 10	10	27/8"	4¾	1½	4
SP 12	12	2¾"	3¾	1¼	BB 2 4 5 6 7½ 9
SP 16	16	2¾"	3¼	1½	4 5 6 7½ 9
SP 20	20	2¾"	2¾	1	4 5 6 7½ 9
SP 28	28	2¾"	2¼	¾	6 7½
SP 410	.410	2½"	Max.	½	4 6 7½
SP 4103	.410	3"	Max.	1¼	4 5 6 7½ 9



RIFLED-SLUG LOADS

Remington-quality rifled-slug loads for big game. Available in 12, 16, 20 gauges and .410 bore. †Also available in box of 25.


Remington Order No. (5-pack)	Gauge	Shell Length	Powder Equiv. Drams	Ounces of Shot	Velocity Muz. 50 Yds.	Energy-FP Muz. 50 Yds.
SP 12RS+	12	2¾"	3¾	¾ oz./Rifled Slug	1600 1175 2175 1175	1175
SP 16RS	16	2¾"	3	¾ oz./Rifled Slug	1600 1175 1990 1075	1075
SP 20RS	20	2¾"	2¾	¾ oz./Rifled Slug	1600 1175 1555 840	840
SP 410RS	.410	2½"	Max.	½ oz./Rifled Slug	1830 1335 650 345	345



"POWER-PAKT" "EXPRESS" BUCKSHOT LOADS

Buckshot loads have the stopping power needed for big game at normal ranges, controlled distribution of a granulated polyethylene filler material helps cushion shot pellets, reducing shot distortion and improving shot patterns. Available in handy 5-packs in 12, 16 and 20 gauges.

Remington Order No.	Gauge	Shell Length	Powder Equiv. Drams	Ounces of Shot	Shot Sizes
* SP 12-BK (5-pack)	12	2¾"	3¾	—	000 Buck-8 Pellets
SP 12BK	12	2¾"	3¾	—	00 Buck- 9 Pellets
SP 12BK	12	2¾"	3¾	—	0 Buck-12 Pellets
SP 12BK	12	2¾"	3¾	—	1 Buck-16 Pellets
SP 12BK	12	2¾"	3¾	—	4 Buck-27 Pellets
SP 16BK (5-pack)	16	2¾"	3	—	1 Buck-12 Pellets
SP 20BK (5-pack)	20	2¾"	2¾	—	3 Buck-20 Pellets
SP 12S Mag. BK	12	2¾"	4	—	00 Buck-12 Pellets
SP 12S Mag. BK	12	2¾"	4	—	0 Buck-20 Pellets
SP 12H Mag. BK	12	3"	4½	—	00 Buck-15 Pellets
SP 12H Mag. BK	12	3"	4½	—	4 Buck-41 Pellets



"SHURSHOT" FIELD LOADS

"ShurShot" field loads, with "Power Piston" wads, cover all upland hunting requirements, from New England woodcock to fast-flying Southwestern doves. These low base shells are just right for smaller game and, particularly, for fast, high-flying doves. The RP 12H has an extra ¼ oz. of shot and gives you up to 100 extra pellets for a more uniform, longer range pattern.

Remington Order No.	Gauge	Shell Length	Powder Equiv. Drams	Ounces of Shot	Shot Sizes
R 12L	12	2¾"	3¼	1	4 5 6 8
R 12H	12	2¾"	3¼	1½	4 5 6 7½ 8 9
RP 12H	12	2¾"	3¼	1¼	7½ 8
High performance DOVE LOAD with extra-hard shot					
R 16	16	2¾"	2½	1	6 8
R 16H	16	2¾"	2¾	1½	4 5 6 7½ 8 9
R 20	20	2¾"	2½	¾	6 8
R 20M	20	2¾"	2½	1	4 5 6 7½ 8 9
SCATTER LOADS					
RSL 12*	12	2¾"	3	1½	8

*Special wad column.

*NEW for 1979



REMINGTON TRAP AND SKEET EQUIPMENT

Model 4100 Automatic Traps. Fully adjustable, autoloading, electrically operated target throwing systems. Ideal for a labor-saving gun club practice trap. Available with features for trap or skeet. Simplified adjustments, low maintenance, minimal target breakage and many interchangeable parts between models make these systems economical and convenient for gun club use. Order No. 4100T (Trap), 4100S (Skeet)

NEW! "Blue Rock" 78 Trap

The NEW "Blue Rock" 78 is an economically priced target thrower for individual target shooting enthusiasts or small clubs. It can be used for straight trap, doubles or skeet shooting. The "Blue Rock" 78 is easy to cock and release. It delivers true, consistent targets to a distance of 70 yards.

Strong, compact and portable. Designed and built for long-life, dependable performance. With the "Blue Rock" 78 all you need is some safe shooting space for economical, enjoyable clay target shooting. Order No. 4324.



Remington Hand Trap.

This easy-to-use hand thrower puts shotgun practice within reach anywhere at any time. All that is needed is a safe place and a willing arm. Simulate game, trap or skeet shooting situations. Order No. 6090.

"Blue Rock" Clay Targets. Fluorescent orange or green, white, black or standard bright yellow for excellent visibility under all conditions.

REMINGTON CENTER FIRE PISTOL & REVOLVER CARTRIDGES



For accuracy, reliability and performance you can count on shot after shot—shoot Remington ammunition in your handguns. The components are manufactured to Remington quality-control standards which assure the uniform performance so important to target shooting or small game hunting. Remington offers a wide variety of calibers, bullet weights and bullet styles to give you a choice for most handgun shooting.

REMINGTON FEATURES


"Kleanbore" priming—provides fast, positive ignition without rust or corrosion-causing residue.

Solid-head construction—adds strength to cartridge in this critical area.


Powder—uniform loading of selected powder gives consistent, maximum performance in handguns.

Brass cases—highest-quality brass is formed and machined to exacting tolerances.

Uniform crimping—creates necessary bullet seal for ideal powder combustion and protects against bullet setback during recoil. This assures positive functioning.



PISTOL & REVOLVER BULLET STYLES



Semi-Jacketed Hollow Point improves handgun performance by allowing maximum expansion for superior on-target results.



Metal Case is a gilded-metal jacketed bullet used in autoloading pistols to ensure positive functioning.



Wadcutter of solid lead is swaged for precision target shooting.



Metal Point achieves better penetration than regular lead bullets because of gilded-metal jacket over nose.



Lead Gas-Check has a special gas-check heel cap that seals gas behind the bullet and helps minimize lead fouling in higher velocity lead loads.



Lead is the general-purpose bullet for all kinds of shooting.

Remington Vented Test-Barrel Ballistics

A method to provide ballistic data that more precisely reflects in-service use of revolver ammunition has been developed and patented by our ballistic engineers. The method, accepted by SAAMI (Sporting Arms and Ammunition Manufacturer's Institute), takes into account cylinder gap, barrel length, powder position, production tolerances and allows for reasonable wear and tear. The patents have been released to the public,

royalty-free, to encourage wider use of this test method.

The Vented Test-Barrel ballistics result from years of daily firing, and accumulation of data by the member companies of SAAMI. These values, when compared with conventional test-barrel ballistics, show dramatic differences. Although the values are quite different, the ammunition is absolutely unchanged.

Key elements of the Vented Test-Barrel

procedure include:

- Powder orientation: laid horizontally in the case for firing.
- Cylinder gap controlled at .008".
- Barrel length a constant 4".

Each of these factors affect velocity, a critical element of on-target effect. The Vented Test-Barrel method of measuring bullet performance now permits the shooter to predict bullet performance in barrels of any length.

REMINGTON CENTER FIRE PISTOL & REVOLVER CARTRIDGES



Remington Ballistics

CALIBER	REM-INGTON Order No.	Primer No.	BULLET		VELOCITY FEET PER SECOND			ENERGY FOOT POUNDS			MID-RANGE TRAJECTORY		BARREL LENGTH
			Wt.-Grs.	Style	Muzzle	50 Yds.	100 Yds.	Muzzle	50 Yds.	100 Yds.	50 Yds.	100 Yds.	
(1) 22 REM. "JET" MAG.	R22JET	6½	40*	Soft Point	2100	1790	1510	390	285	200	0.3"	1.4"	8¾"
(2) 221 REM. "FIRE BALL"	R221F	7½	50*	Pointed Soft Point	2650	2380	2130	780	630	505	0.2"	0.8"	10½"
(3) 25 (6.35mm) AUTO. PISTOL	R25AP	1½	50*	Metal Case	810	755	700	73	63	54	1.8"	7.7"	2"
(4) 30 (7.65mm) LUGER AUTO. PISTOL	R30LUG	1½	93*	Metal Case	1220	1110	1040	305	255	225	0.9"	3.5"	4½"
(5) 32 S. & W.	R32SW	5½	88*	Lead	680	645	610	90	81	73	2.5"	10.5"	3"
(6) 32 S. & W. LONG	R32SWL	1½	98*	Lead	705	670	635	115	98	88	2.3"	10.5"	4"
(7) 32 SHORT COLT	R32SC	1½	80*	Lead	745	665	590	100	79	62	2.2"	9.9"	4"
(8) 32 LONG COLT	R32LC	1½	82*	Lead	755	715	675	100	93	83	2.0"	8.7"	4"
(9) 32 (7.65mm) AUTO. PISTOL	R32AP	1½	71*	Metal Case	905	855	810	129	115	97	1.4"	5.8"	4"
(10) 357 MAG. Vented Barrel	NEW *R357M7	5½	110	Semi-Jacketed H.P.	1295	1094	975	410	292	232	0.8"	3.5"	4"
	R357M1	5½	125	Semi-Jacketed H.P.	1450	1240	1090	583	427	330	0.6"	2.8"	4"
	R357M2	5½	158	Semi-Jacketed H.P.	1235	1104	1015	535	428	361	0.8"	3.5"	4"
	R357M3	5½	158	Soft Point	1235	1104	1015	535	428	361	0.8"	3.5"	4"
	R357M4	5½	158	Metal Point	1235	1104	1015	535	428	361	0.8"	3.5"	4"
	R357M5	5½	158*	Lead	1235	1104	1015	535	428	361	0.8"	3.5"	4"
R357M6	5½	158	Lead (Brass case)	1235	1104	1015	535	428	361	0.8"	3.5"	4"	
(11) 9mm LUGER AUTO. PISTOL	R9MM1	1½	115	Jacketed H.P.	1110	1030	971	339	292	259	1.0"	4.1"	4"
	R9MM2	1½	124*	Metal Case	1115	1047	971	341	280	241	0.9"	3.9"	4"
(12) 380 AUTO. PISTOL	R380AP	1½	95*	Metal Case	955	865	785	190	160	130	1.4"	5.9"	4"
	R380A1	1½	88	Jacketed H.P.	990	920	868	191	165	146	1.2"	5.1"	4"
(13) 38 AUTO. COLT PISTOL	R38ACP	1½	130*	Metal Case	1040	980	925	310	275	245	1.0"	4.7"	4½"
(14) 38 SUPER AUTO. COLT PISTOL	NEW *R38SU1	1½	115	Jacketed H.P. (+P)	1300	1147	1041	431	336	277	0.7"	3.3"	5"
	R38SUP	1½	130*	Metal Case (+P)	1280	1140	1050	475	375	320	0.8"	3.4"	5"
				See Note A									
(15) 38 S. & W.	R38SW	1½	146*	Lead	685	650	620	150	135	125	2.4"	10.0"	4"
(16) 38 SPECIAL Vented Barrel	R38S1	1½	95	Semi-Jacketed H.P. (+P)	1175	1044	959	291	230	194	0.9"	3.9"	4"
	NEW *R38S10	1½	110	Semi-Jacketed H.P. (+P)	1020	945	887	254	218	192	1.1"	4.9"	4"
	R38S2	1½	125	Semi-Jacketed H.P. (+P)	945	898	858	248	224	204	1.3"	5.4"	4"
	R38S3	1½	148	"Targetmaster" Lead W.C.	710	634	566	166	132	105	2.4"	10.8"	4"
	R38S4	1½	158	"Targetmaster" Lead Round Nose	755	723	692	200	183	168	2.0"	8.3"	4"
	R38S5	1½	158*	Lead	755	723	692	200	183	168	2.0"	8.3"	4"
	R38S6	1½	158	Semi-Wadcutter	755	723	692	200	183	168	2.0"	8.3"	4"
	R38S7	1½	158	Metal Point	755	723	692	200	183	168	2.0"	8.3"	4"
	R38S8	1½	158	Lead (+P)	915	878	844	294	270	250	1.4"	5.6"	4"
	NEW *R38S12	1½	158	Lead H.P. (+P)	915	878	844	294	270	250	1.4"	5.6"	4"
R38S9	1½	200	Lead	635	614	594	179	168	157	2.8"	11.5"	4"	
				See Note A									
(17) 38 SHORT COLT	R38SC	1½	125*	Lead	730	685	645	150	130	115	2.2"	9.4"	6"
(18) 41 REM. MAG. Vented Barrel	R41MG1	2½	210*	Soft Point	1300	1162	1062	788	630	526	0.7"	3.2"	4"
	R41MG2	2½	210	Lead	965	898	842	434	376	331	1.3"	5.4"	4"
(19) 44 REM. MAG. Vented Barrel	R44MG1	2½	240*	Lead Gas Check	1350	1186	1069	971	749	608	0.7"	3.1"	4"
	R44MG2	2½	240	Soft Point	1180	1081	1010	741	623	543	0.9"	3.7"	4"
	R44MG3	2½	240	Semi-Jacketed H.P.	1180	1081	1010	741	623	543	0.9"	3.7"	4"
	R44MG4	2½	240	Lead (Med. Vel.)	1000	947	902	533	477	433	1.1"	4.8"	6½"
(20) 44 S. & W. SPECIAL	R44SW	2½	246*	Lead	755	725	695	310	285	265	2.0"	8.3"	6½"
(21) 45 COLT	R45C	2½	250*	Lead	860	820	780	410	375	340	1.6"	6.6"	5½"
(22) 45 AUTO.	R45AP1	2½	185	Metal Case Wadcutter	770	707	650	244	205	174	2.0"	8.7"	5"
	R45AP2	2½	185	Jacketed H.P.	940	890	846	363	325	294	1.3"	5.5"	5"
	R45AP3	2½	230	Metal Case, Targetmaster	810	776	745	335	308	284	1.7"	7.2"	5"
	R45AP4	2½	230*	Metal Case	810	776	745	335	308	284	1.7"	7.2"	5"
(23) 45 AUTO. RIM	R45AR	2½	230*	Lead	810	770	730	335	305	270	1.8"	7.4"	5½"
Blank	38 S. & W.	R38SWBL	1½	—*	Blank	—	—	—	—	—	—	—	—
	32 S. & W.	R32BLNK	5½	—	Blank	—	—	—	—	—	—	—	—
	38 SPECIAL	R38BLNK	1½	—	Blank	—	—	—	—	—	—	—	—



*NEW for 1979

*Illustrated. Illustrations not actual size.

Note A: Ammunition with (+P) on the case headstamp is loaded to higher pressure.

Use only in firearms designated for this cartridge and so recommended by the gun manufacturer.

RIM FIRE AMMUNITION



The "Yellow Jacket" is of standard Long Rifle cartridge length and will chamber in any rifle or handgun designed for Long Rifle cartridges. The special powder imparts hyper velocity to the truncated cone hollow point bullet for an explosive downrange effect on the target.

"Yellow Jacket" cartridges add a new dimension to rim fire target shooting and small game hunting—excitement and value.

"HIGH VELOCITY" 22 CARTRIDGES WITH "GOLDEN" BULLETS

Remington "High Velocity" 22 cartridges give you something extra in their performance because they deliver maximum velocity with extreme accuracy and effectiveness. They consistently shoot tight groups in slow- or rapid-fire shooting. And "High Velocity" 22s are excellent game-getters for all small game.

The unique "golden" bullets resist dirt, grit and lint when carried loose in your pocket. Shooters call them pocket-proof.

Shooters who want performance a cut above the average from their 22s, shoot Remington "High Velocity" 22s with "golden" bullets.

"Target" Standard Velocity 22 Cartridges



Better accuracy than "High Velocity" and quieter. Good practice target ammunition.


Match Long Rifle and Special Cartridges

Remington Match Long Rifle 22 cartridges have bullets whose shape is micro-measured for consistency.

Remington also makes 22 Long Rifle shot cartridges and 22 Short blank cartridges.





REMINGTON "HIGH VELOCITY" 22 CARTRIDGES

Bullet	Wt. Grs.	Style	Velocity—Ft. Per Second		Energy—Foot Pounds		Mid-Range Trajectory
			Muzzle	100 Yds.	Muzzle	100 Yds.	100 Yds. Inches
	29	Lead	1095	903	77	52	4.5
	27	Hollow Point	1120	904	75	49	4.4
	29	Lead	1240	962	99	60	3.9
	40	Lead	1255	1017	140	92	3.6
36		Hollow Point	1280	1010	131	82	3.5
*NEW 22 Long Rifle "Yellow Jacket"	33	Hyper Velocity Truncated Cone Hollow Point	1500	1075	165	85	2.8
			1320	1055	174	111	3.3
22 W.R.F. (Remington Special)	45	Lead	1320	1055	174	111	3.3

Bullet	Wt. Grs.	Style	Velocity—Ft. Per Second			Energy—Foot Pounds			Trajectory (Rifle sighted in at 100 yds.)	
			Muzzle	100 Yds.	150 Yds.	Muzzle	100 Yds.	150 Yds.	100 Yds.	150 Yds.
	38	"Power-Lokt" Hollow Point	2105	1609	1401	374	218	166	0	-4.2





*NEW for 1979.

"TARGET" STANDARD VELOCITY 22 CARTRIDGES

Bullet	Wt. Grs.	Style	Velocity—Ft. Per Second		Energy—Foot Pounds		Mid-Range Trajectory
			Muzzle	100 Yds.	Muzzle	100 Yds.	100 Yds. Inches
	29	Lead	1045	872	70	49	4.8
	29*	Lead Composition	1045	872	70	49	4.8
	15*		1690	929	95	29	3.3
	40	Lead	1150	976	117	85	4.0
	45	Lead	1035	917	107	84	4.6

*Not for use in handguns.

MATCH LONG RIFLE AND SPECIAL CARTRIDGES

	Bullet	Wt. Grs.	Style	
				
MATCH		22 Long Rifle (Pistol Match)	40	Lead
SHOT		22 Long Rifle Shot Cartridges	—	Dust
BLANK		22 Short	—	—

REMINGTON PACKAGING

Remington packages 22 cartridges in quantities suited to your shooting needs and color-codes them for easy identification. "High Velocity" 22s are coded yellow and green; "Target" standard velocity and Match cartridges are green and blue.

50 Pack

All Remington 22 cartridges are available in handy packs of 50, except rifle and pistol match.

100 Pack


Most Remington 22 Long rifle cartridges, including rifle and pistol match, are available in reusable plastic boxes to keep cartridges clean and dry and to protect the bullets.

500 Pack


Ten boxes of 50 cartridges each, packed in a convenient 500 pack—"Yellow Jacket" "High Velocity" and "Target" standard velocity rim fire cartridges.



CENTER FIRE AMMUNITION



Remington offers a full range of widely used center fire rifle cartridges. Superior quality and high performance combined with a wide variety of bullet weights and styles, give you the cartridge you need for your game and hunting requirements. Remington center fire cartridges have maximum stopping power and accuracy at effective ranges. Look for Remington center fire rifle cartridges in the yellow-and-green box with the special protective package insert designed to separate, hold and protect the cartridges. See Pages 28 through 31 for the choice of calibers.



1. "Kleanbore" priming is non-corrosive and will not cause barrel rust. It provides instantaneous ignition with uniform, dependable performance.
2. Progressive-burning powder is performance-matched to each cartridge and bullet type to assure proper velocity at safe pressure limits and smooth functioning of autoloading rifles.
3. Top-quality brass cases made to precise tolerances, for uniform powder volume, smooth chambering, consistent performance and reloadability.
4. Remington bullets are scientifically designed to match the shooting situation. You name the game and the range and you'll find a Remington bullet type and weight to match it.

"CORE-LOKT" BULLETS

"Core-Lokt" is the original premium big game bullet featuring an inner belt for true controlled expansion.



"CORE-LOKT" POINTED SOFT POINT BULLETS

The pointed profile means less air resistance for maximum retained velocity, striking energy and flatter trajectory. Pointed Soft Point "Core-Lokt" bullets give superior performance at higher velocities and longer ranges.



"CORE-LOKT" SOFT POINT BULLETS

An excellent choice for medium or big game—especially in heavy brush. The round profile and large lead nose assure superior stopping power and controlled expansion, up to double the caliber, without bullet break up.



"POWER-LOKT" BULLETS

Remington "Power-Lokt" bullets are uniquely designed with core and jacket electrolytically bonded into a one-piece unit. This exclusive process produces a better-balanced and more concentric bullet of uniformly high performance and amazing accuracy.

"Power-Lokt" bullets—in a wide variety of target or small game calibers and bullet weights.



BRONZE POINT EXPANDING BULLET

A high performance specialized bullet designed for flat trajectory, accuracy, maximum velocity retention and mushrooming ability at extreme yardages. If the range is long and the game tough, Bronze Point is the bullet.



REMINGTON "ACCELERATOR." NOW AVAILABLE IN TWO POPULAR CALIBERS!


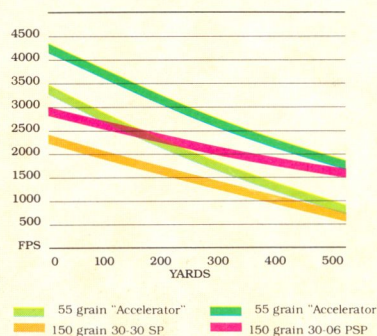
The addition of a 30-30 "Accelerator" cartridge to the regular 30-30 loads now means you can use your 30-30 as a varmint or target rifle. The new 30-30 "Accelerator" joins the 30-06 "Accelerator" giving you a choice of two calibers in this unique and exciting load. The 30-30/.224 bullet leaves the muzzle at 3,400 feet per second.

Both cartridges operate using the same principle. The sub-caliber bullet (.224) is encased in a sabot which is loaded into either a standard 30-30 or 30-06 caliber case. When fired, the rifling of the barrel engages the sabot, imparts a super-high rate of spin, which, when combined with air resistance, causes the sabot and bullet to separate approximately 14 inches from


the barrel. The sabot falls to the ground while the bullet speeds to the target with fantastic velocity.

Now you can increase the enjoyment of your big game rifle by using it as either a 30 caliber hunting rifle or small bore target and varmint rifle.

VELOCITY COMPARISON: 55 GRAIN "ACCELERATOR" VS 150 GRAIN 30-30 SP; 55 GRAIN "ACCELERATOR" VS 150 GRAIN 30-06 PSP.



The 30-06 "Accelerator" bullet leaves a 24" barrel at 4080fps—an example of the super speed of this bullet.




The separation of sabot and bullet occurs within 3/10 of a millisecond, at an average distance of 14 inches from the muzzle.

COMPARISON—"ACCELERATOR" WITH 150 GRAIN 30-30 SP AND 150 GRAIN 30-06 PSP BALLISTICS

Range	Velocity (fps)				Energy (ft-lbs)				Trajectory															
	30-30 Accel.	Std. 30-30	30-06 Accel.	Std. 30-06	30-30 Accel.	Std. 30-30	30-06 Accel.	Std. 30-06	Range	30-30 Accel.	Std. 30-30	30-06 Accel.	Std. 30-06	Range	30-30 Accel.	Std. 30-30	30-06 Accel.	Std. 30-06						
Muzzle	3400	2390	4080	2910	1412	1902	2033	2820	50 yds.	0.4	0.5	0.4	0.6	100 yds.	2.0	1.8	1.8	2.1						
100 yds.	2693	1973	3485	2617	886	1296	1483	2281	100 yds.	0.8	(+)	1.0	0.9	150 yds.	1.8	(+)	2.1	1.8						
200 yds.	2085	1605	2965	2342	531	858	1073	1827	150 yds.	(+)	-2.7	0.9	(+)	200 yds.	(+)	-4.6	1.5	(+)						
300 yds.	1570	1303	2502	2083	301	595	764	1445	200 yds.	-2.4	-8.2	(+)	-2.3	250 yds.	-3.8	17.5	(+)	-3.2						
400 yds.	1187	1095	2083	1843	172	399	530	1131	250 yds.	-6.7	-17.0	-1.9	-6.3	300 yds.	-10.2	-24.6	-2.7	-8.0						
500 yds.	986	974	1709	1622	119	316	357	876	300 yds.	-13.8	-30.0	-5.0	-12.0	400 yds.	-35.0	-65.3	-12.5	-23.3						
														500 yds.	-84.4	-134.9	-30.5	-47.5						

(+) Indicates yardage at which rifle sighted in.

REMINGTON CENTER FIRE RIFLE CARTRIDGES



These trajectory tables were calculated by computer and are given here unaltered. The computer used a standard modern scientific technique to predict trajectories from the best available data for each round. The tables are presented for the purpose of aiding the shooter. Each trajectory is expected to be reasonably representative of the behavior of the ammunition at sea level, but the shooter is cautioned that trajectories vary because of variation in ammunition, equipment, and atmospheric conditions. The observant reader will note that these tables differ in many respects from those previously published. This should cause no alarm and results from many causes, among which are a different computational technique, revised barrel lengths and revised muzzle-velocity levels.

All velocity and energy figures shown in the following ballistics charts have been derived by using test barrels of established lengths.

Ballistics shown are for 24" barrels, except those for 30 Carbine, 350 Rem. Mag. and 44 Rem. Mag., which are for 20" barrels.

Since many rifles are available in a variety of barrel lengths, it would be difficult to show performance figures for every barrel length available on today's market.

Reasonable approximations of velocity for barrels of any length can be made, however, using the table below.

CENTER FIRE RIFLE VELOCITY vs. BARREL LENGTH

Muzzle Velocity Range (fs)	Approximate Change in Velocity for Each 1" Change in Barrel Length (fs)
2000-2500	10
2500-3000	20
3000-3500	30
3500-4000	40

- Determine how much shorter (or longer) your barrel is than the test barrel.
- In the left-hand column (table left), select the muzzle-velocity class in which your cartridge falls.
- Reading to the right, determine the approximate change in velocity per inch of barrel length.
- Multiply this figure by the difference in length from that of the test barrel.
- For shorter barrels, subtract this figure from the muzzle velocity shown for your cartridge.
- For longer barrels, add this figure to the muzzle velocity shown. (cont. on page 31)



Remington Ballistics

CALIBER	REMINGTON Order No.	BULLET		Primer No.
		Wt.-Grs.	Style	
17 REM.	R17REM	25*	Hollow Point Power-Lokt®	7½
22 HORNET	R22HN1	45*	Soft Point	6½
	R22HN2	45	Hollow Point	6½
222 REM.	R222R1	50*	Pointed Soft Point	7½
	R222R2	50	Metal Case	7½
	R222R3	50	Hollow Point Power-Lokt	7½
222 REM. MAG.	R222M1	55*	Pointed Soft Point	7½
	R222M2	55	Hollow Point Power-Lokt	7½
223 REM.	R223R1	55*	Pointed Soft Point	7½
	R223R2	55	Hollow Point Power-Lokt	7½
22-250 REM.	R22501	55*	Pointed Soft Point	9½
	R22502	55	Hollow Point Power-Lokt	9½
6mm REM.	R6MM1	80**	Pointed Soft Point	9½
	R6MM2	80**	Hollow Point Power-Lokt	9½
	R6MM3	90**	Pointed Soft Point Core-Lokt®	9½
	R6MM4	100*	Pointed Soft Point Core-Lokt	9½
243 WIN.	R243W1	80	Pointed Soft Point	9½
	R243W2	80	Hollow Point Power-Lokt	9½
	R243W3	100*	Pointed Soft Point Core-Lokt	9½
25-06 REM.	R25061	87*	Hollow Point Power-Lokt	9½
	R25062	100	Pointed Soft Point Core-Lokt	9½
	R25063	120	Pointed Soft Point Core-Lokt	9½
25-35 WIN.	R2535W	117*	Soft Point Core-Lokt	9½
250 SAV.	R250SV	100*	Pointed Soft Point	9½
257 ROBERTS	R257	117*	Soft Point Core-Lokt	9½
6.5mm REM. MAG.	R65MM2	120*	Pointed Soft Point Core-Lokt	9½M
264 WIN. MAG	R264W1	100	Pointed Soft Point Core-Lokt	9½M
	R264W2	140*	Pointed Soft Point Core-Lokt	9½M
270 WIN.	R270W1	100	Pointed Soft Point	9½
	R270W2	130	Pointed Soft Point Core-Lokt	9½
	R270W3	130*	Bronze Point	9½
	R270W4	150	Soft Point Core-Lokt	9½
280 REM.	R280R1	150*	Pointed Soft Point Core-Lokt	9½
	R280R2	165	Soft Point Core-Lokt	9½
7mm REM. MAG.	R7MM1	125	Pointed Soft Point Core-Lokt	9½M
	R7MM2	150*	Pointed Soft Point Core-Lokt	9½M
	R7MM3	175	Pointed Soft Point Core-Lokt	9½M
★7mm Express Rem. NEW	★R7M061	150††	Pointed Soft Point Core-Lokt	9½
7mm MAUSER	R7MSR	175*	Soft Point	9½
30 CARBINE	R30CAR	110*	Soft Point	6½
30 REM.	R30REM	170*	Soft Point Core-Lokt	9½
★30-30 Win. Accelerator NEW	★R3030A "Accelerator"	55*	Soft Point	9½
30-30 WIN.	R30301	150*	Soft Point Core-Lokt	9½
	R30302	170	Soft Point Core-Lokt	9½
	R30303	170	Hollow Point Core-Lokt	9½

Cartridge illustrations not actual size.
*NEW in 1979


†280 Rem. and 7mm Express Rem. are interchangeable.
*Illustrated **interchangeable in 244 Rem.



Cartridge	TRAJECTORY+ (+) Indicates yardage at which rifle was sighted in.																				BARREL LENGTH				
	VELOCITY FEET PER SECOND					ENERGY FOOT-POUNDS					SHORT RANGE Bullet does not rise more than one inch above line of sight from muzzle to sighting-in range.					LONG RANGE Bullet does not rise more than three inches above line of sight from muzzle to sighting-in range.									
	100 Yds.	200 Yds.	300 Yds.	400 Yds.	500 Yds.	Muzzle	100 Yds.	200 Yds.	300 Yds.	400 Yds.	500 Yds.	50 Yds.	100 Yds.	150 Yds.	200 Yds.	250 Yds.	300 Yds.	100 Yds.	150 Yds.	200 Yds.		250 Yds.	300 Yds.	400 Yds.	500 Yds.
.250 SAV.	3284	2644	2086	1606	1235	906	599	388	242	143	85	0.1	0.5	(+)	-1.5	-4.2	-8.5	2.1	2.5	1.9	(+)	-3.4	-17.0	-44.3	24"
.257 ROBERTS	2042	1502	1128	948	840	723	417	225	127	90	70	0.3	(+)	-2.4	-7.7	-16.9	-31.3	1.6	(+)	-4.5	-12.8	-26.4	-75.6	-163.4	24"
6.5mm REM. MAG.	2042	1502	1128	948	840	723	417	225	127	90	70	0.3	(+)	-2.4	-7.7	-16.9	-31.3	1.6	(+)	-4.5	-12.8	-26.4	-75.6	-163.4	24"
264 WIN. MAG.	2602	2123	1700	1350	1107	1094	752	500	321	202	136	0.5	0.9	(+)	-2.5	-6.9	-13.7	2.2	1.9	(+)	-3.8	-10.0	-32.3	-73.8	24"
270 WIN.	2602	2123	1700	1350	1107	1094	752	500	321	202	136	0.5	0.9	(+)	-2.5	-6.9	-13.7	2.2	1.9	(+)	-3.8	-10.0	-32.3	-73.8	24"
280 REM.	2635	2182	1777	1432	1172	1094	771	529	351	228	152	0.5	0.9	(+)	-2.4	-6.6	-13.1	2.1	1.8	(+)	-3.6	-9.5	-30.2	-68.1	24"
7mm REM. MAG.	2748	2305	1906	1556	1272	1282	922	649	444	296	198	0.4	0.8	(+)	-2.2	-6.0	-11.8	1.9	1.6	(+)	-3.3	-8.5	-26.7	-59.5	24"
*7mm Express Rem.	2773	2352	1969	1627	1341	1282	939	675	473	323	220	0.4	0.8	(+)	-2.1	-5.8	-11.4	1.8	1.6	(+)	-3.2	-8.2	-25.5	-56.0	24"
7mm MAUSER	2747	2304	1905	1554	1270	1282	921	648	443	295	197	0.4	0.8	(+)	-2.2	-6.0	-11.8	1.9	1.6	(+)	-3.3	-8.5	-26.7	-59.6	24"
30 CARBINE	2773	2352	1969	1627	1341	1282	939	675	473	323	220	0.4	0.8	(+)	-2.1	-5.8	-11.4	1.8	1.6	(+)	-3.2	-8.2	-25.5	-56.0	24"
30 REM.	3180	2695	2257	1863	1519	1699	1235	887	622	424	282	0.2	0.5	(+)	-1.5	-4.3	-8.4	2.2	2.6	1.9	(+)	-3.3	-15.4	-37.7	24"
*30-30 Win. Accelerator	3253	2826	2436	2079	1755	1699	1292	975	725	528	376	0.2	0.5	(+)	-1.4	-4.0	-7.7	2.1	2.4	1.7	(+)	-3.0	-13.6	-32.4	24"
30-30 WIN.	3064	2694	2352	2036	1747	2139	1667	1289	982	736	542	0.3	0.6	(+)	-1.6	-4.5	-8.7	2.4	2.7	1.9	(+)	-3.3	-14.9	-35.0	24"
	3064	2694	2352	2036	1747	2139	1667	1289	982	736	542	0.3	0.6	(+)	-1.6	-4.5	-8.7	2.4	2.7	1.9	(+)	-3.3	-14.9	-35.0	24"
	2863	2558	2273	2007	1760	2033	1638	1307	1032	805	619	0.4	0.7	(+)	-1.9	-5.2	-9.9	1.7	1.4	(+)	-2.8	-7.0	-20.8	-43.3	24"
	2857	2600	2357	2127	1911	2175	1812	1501	1233	1004	811	0.4	0.7	(+)	-1.9	-5.1	-9.7	1.7	1.4	(+)	-2.7	-6.8	-20.0	-40.8	24"
	2955	2593	2259	1951	1670	1993	1551	1194	906	676	495	0.3	0.7	(+)	-1.8	-4.9	-9.4	2.6	2.9	2.1	(+)	-3.6	-16.2	-37.9	24"
	2955	2593	2259	1951	1670	1993	1551	1194	906	676	495	0.3	0.7	(+)	-1.8	-4.9	-9.4	2.6	2.9	2.1	(+)	-3.6	-16.2	-37.9	24"
	2697	2449	2215	1993	1786	1945	1615	1332	1089	882	708	0.5	0.9	(+)	-2.2	-5.8	-11.0	1.9	1.6	(+)	-3.1	-7.8	-22.6	-46.3	24"
	2995	2591	2222	1884	1583	2286	1733	1297	954	686	484	0.3	0.6	(+)	-1.7	-4.8	-9.3	2.5	2.9	2.1	(+)	-3.6	-16.4	-39.1	24"
	2893	2580	2287	2014	1762	2316	1858	1478	1161	901	689	0.4	0.7	(+)	-1.9	-5.0	-9.7	1.6	1.4	(+)	-2.7	-6.9	-20.5	-42.7	24"
	2749	2502	2269	2048	1840	2414	2013	1668	1372	1117	902	0.5	0.8	(+)	-2.1	-5.5	-10.5	1.9	1.6	(+)	-2.9	-7.4	-21.6	-44.2	24"
	1905	1613	1363	1169	1041	1249	943	676	483	355	281	0.6	(+)	-3.0	-8.8	-17.9	-31.0	2.0	(+)	-4.8	-13.0	-25.1	-64.2	-128.7	24"
	2504	2210	1936	1684	1461	1765	1392	1084	832	630	474	0.2	(+)	-1.6	-4.7	-9.6	-16.5	2.3	2.0	(+)	-3.7	-9.5	-28.3	-59.5	24"
	2291	1961	1663	1404	1199	1824	1363	999	718	512	373	0.3	(+)	-1.9	-5.8	-11.9	-20.7	2.9	2.4	(+)	-4.7	-12.0	-36.7	-79.2	24"
	2905	2621	2353	2102	1867	2745	2248	1830	1475	1177	929	0.4	0.7	(+)	-1.8	-4.9	-9.5	2.7	3.0	2.1	(+)	-3.5	-15.5	-35.3	24"
	2926	2565	2231	1923	1644	2447	1901	1461	1105	821	600	0.3	0.7	(+)	-1.8	-5.0	-9.7	2.7	3.0	2.2	(+)	-3.3	-16.6	-38.9	24"
	2782	2548	2326	2114	1914	2854	2406	2018	1682	1389	1139	0.5	0.8	(+)	-2.0	-5.4	-10.2	1.8	1.5	(+)	-2.9	-7.2	-20.8	-42.2	24"
	3067	2690	2343	2023	1730	2689	2088	1606	1219	909	664	0.3	0.6	(+)	-1.6	-4.5	-8.7	2.4	2.7	1.9	(+)	-3.3	-15.0	-35.2	24"
	2823	2554	2300	2061	1837	2791	2300	1883	1527	1226	974	0.4	0.8	(+)	-2.0	-5.3	-10.0	1.7	1.5	(+)	-2.8	-7.1	-20.8	-42.7	24"
	2849	2604	2371	2150	1941	2791	2343	1957	1622	1334	1087	0.4	0.7	(+)	-1.9	-5.1	-9.7	1.7	1.4	(+)	-2.7	-6.8	-19.9	-40.5	24"
	2550	2225	1926	1653	1415	2801	2165	1649	1235	910	667	0.6	1.0	(+)	-2.5	-6.8	-13.1	2.2	1.9	(+)	-3.6	-9.3	-28.1	-59.7	24"
	2624	2373	2135	1912	1705	2781	2293	1875	1518	1217	968	0.6	0.9	(+)	-2.3	-6.2	-11.8	2.1	1.7	(+)	-3.3	-8.3	-24.2	-49.7	24"
	2510	2220	1950	1701	1479	2913	2308	1805	1393	1060	801	0.2	(+)	-1.5	-4.6	-9.5	-16.4	2.3	1.9	(+)	-3.7	-9.4	-28.1	-58.8	24"
	2966	2647	2350	2073	1815	3040	2441	1944	1533	1193	914	0.3	0.7	(+)	-1.8	-4.8	-9.2	2.6	2.9	2.0	(+)	-3.4	-15.3	-35.2	24"
	2830	2568	2320	2085	1866	3221	2667	2196	1792	1448	1160	0.4	0.8	(+)	-1.9	-5.2	-9.9	1.7	1.5	(+)	-2.8	-7.0	-20.5	-42.1	24"
	2645	2440	2244	2057	1879	3178	2718	2313	1956	1644	1372	0.6	0.9	(+)	-2.3	-6.0	-11.3	2.0	1.7	(+)	-3.2	-7.9	-22.7	-45.8	24"
	2699	2444	2203	1975	1763	2937	2426	1989	1616	1299	1035	0.5	0.9	(+)	-2.2	-5.8	-11.0	1.9	1.6	(+)	-3.1	-7.8	-22.8	-46.7	24"
	2137	1857	1603	1382	1204	2313	1774	1430	998	742	563	0.4	(+)	-2.3	-6.8	-13.8	-23.7	1.5	(+)	-3.7	-10.0	-19.1	-48.1	-95.4	24"
	1567	1236	1035	923	842	967	600	373	262	208	173	0.9	(+)	-4.5	-13.5	-28.3	-49.9	(+)	-4.5	-13.5	-28.3	-49.9	-118.6	-228.2	20"
	1822	1555	1328	1153	1036	1696	1253	913	666	502	405	0.7	(+)	-3.3	-9.7	-19.6	-33.8	2.2	(+)	-5.3	-14.1	-27.2	-69.0	-136.9	24"
	2693	2085	1570	1187	986	1412	886	531	301	172	119	0.4	0.8	(+)	-2.4	-6.7	-13.8	2.0	1.8	(+)	-3.8	-10.2	-35.0	-84.4	24"
	1973	1605	1303	1095	974	1902	1296	858	565	399	316	0.5	(+)	-2.7	-8.2	-17.0	-30.0	1.8	(+)	-4.6	-12.5	-24.6	-65.3	-134.9	24"
	1895	1619	1381	1191	1061	1827	1355	989	720	535	425	0.6	(+)	-3.0	-8.9	-18.0	-31.1	2.0	(+)	-4.8	-13.0	-25.1	-63.6	-126.7	24"
	1895	1619	1381	1191	1061	1827	1355	989	720	535	425	0.6	(+)	-3.0	-8.9	-18.0	-31.1	2.0	(+)	-4.8	-13.0	-25.1	-63.6	-126.7	24"

+Inches above (+) or below (-) line of sight. Hold low for (+) figures, high for (-) figures. Specifications are nominal. Ballistics figures established in test barrels. Individual guns may vary from test-barrel specifications.

REMINGTON CENTER FIRE RIFLE CARTRIDGES



Remington Ballistics


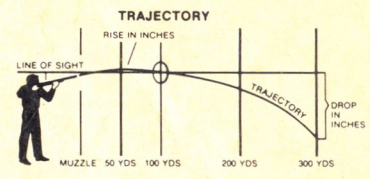
CALIBER	REMINGTON Order No.	BULLET		Primer No.	VELOCITY FEET PER SECOND					
		Wt.-Grs.	Style		Muzzle	100 Yds.	200 Yds.	300 Yds.	400 Yds.	500 Yds.
30-40 KRAG	R30401	180*	Soft Point Core-Lokt	9½	2430	2098	1795	1525	1298	1128
	R30402	180	Pointed Soft Point Core-Lokt	9½	2430	2213	2007	1813	1632	1468
30-06 SPRINGFIELD	R30061	125	Pointed Soft Point	9½	3140	2780	2447	2138	1853	1595
	R30062	150	Pointed Soft Point Core-Lokt	9½	2910	2617	2342	2083	1843	1622
	R30063	150	Bronze Point	9½	2910	2656	2416	2189	1974	1773
	NEW *R3006B	165	Pointed Soft Point Core-Lokt	9½	2800	2534	2283	2047	1825	1621
	R30064	180	Soft Point Core-Lokt	9½	2700	2348	2023	1727	1466	1251
	R30065	180*	Pointed Soft Point Core-Lokt	9½	2700	2469	2250	2042	1846	1663
	R30066	180	Bronze Point	9½	2700	2485	2280	2084	1899	1725
R30067	220	Soft Point Core-Lokt	9½	2410	2130	1870	1632	1422	1246	
30-06 ACCELERATOR	R30069 "Accelerator"	55*	Pointed Soft Point	9½	4080	3485	2965	2502	2083	1709
300 SAVAGE	R30SV1	150	Soft Point Core-Lokt	9½	2630	2247	1897	1585	1324	1131
	R30SV2	150	Pointed Soft Point Core-Lokt	9½	2630	2354	2095	1853	1631	1433
	R30SV3	180*	Soft Point Core-Lokt	9½	2350	2025	1728	1467	1252	1098
	R30SV4	180	Pointed Soft Point Core-Lokt	9½	2350	2137	1935	1745	1570	1413
300 H. & H. MAG.	R300HH	180*	Pointed Soft Point Core-Lokt	9½M	2880	2640	2412	2196	1990	1798
300 WIN. MAG.	R300W1	150	Pointed Soft Point Core-Lokt	9½M	3290	2951	2636	2342	2068	1813
	R300W2	180*	Pointed Soft Point Core-Lokt	9½M	2960	2745	2540	2344	2157	1979
303 BRITISH	R303B1	180*	Soft Point Core-Lokt	9½	2460	2124	1817	1542	1311	1137
308 WIN.	R308W1	150*	Pointed Soft Point Core-Lokt	9½	2820	2533	2263	2009	1774	1560
	R308W2	180	Soft Point Core-Lokt	9½	2620	2274	1955	1666	1414	1212
	R308W3	180	Pointed Soft Point Core-Lokt	9½	2620	2393	2178	1974	1782	1604
8mm MAUSER	R8MSR	170*	Soft Point Core-Lokt	9½	2360	1969	1622	1333	1123	997
8mm REM. MAG.	R8MM1	185*	Pointed Soft Point Core-Lokt	9½M	3080	2761	2464	2186	1927	1688
	R8MM2	220	Pointed Soft Point Core-Lokt	9½M	2830	2581	2346	2123	1913	1716
32-30 WIN.	R32201	100*	Lead	6½	1210	1021	913	834	769	712
	R32202	100	Soft Point	6½	1210	1021	913	834	769	712
32 WIN. SPECIAL	R32WS2	170*	Soft Point Core-Lokt	9½	2250	1921	1626	1372	1175	1044
35 REM.	R35R1	150	Pointed Soft Point Core-Lokt	9½	2300	1874	1506	1218	1039	434
	R35R2	200*	Soft Point Core-Lokt	9½	2020	1646	1335	1114	985	901
350 REM. MAG.	R350M1	200*	Pointed Soft Point Core-Lokt	9½M	2710	2410	2130	1870	1631	1421
375 H. & H. MAG.	R375M1	270*	Soft Point	9½M	2690	2420	2166	1928	1707	1507
	R375M2	300	Metal Case	9½M	2530	2171	1843	1551	1307	1126
38-40 WIN.	R3840W	180*	Soft Point	2½	1160	999	901	827	764	710
444 MAR.	R444M	240*	Soft Point	9½	2350	1815	1377	1087	941	846
44-40 WIN.	R4440W	200*	Soft Point	2½	1190	1006	900	822	756	699
44 REM. MAG.	R44MG2	240*	Soft Point	2½	1760	1380	1114	970	878	806
	R44MG3	240	Semi-Jacketed Hollow Point	2½	1760	1380	1114	970	878	806
45-70 GOVERNMENT	R4570G	405*	Soft Point	9½	1330	1168	1055	977	918	869
458 WIN. MAG.	R458W1	500	Metal Case	9½M	2040	1823	1623	1442	1237	1161
	R458W2	510*	Soft Point	9½M	2040	1770	1527	1319	1157	1046

Cartridge illustrations not actual size.
*NEW in 1979

*Illustrated



(continued from page 28.)



The trajectory figures shown in the preceding tables are the rise or drop in inches of the bullet from the line of sight at selected yardages, with sighting-in distances set at 100 to 250 yards. (See drawing above.)

The line of sight used in the computations is 0.9" above the axis of the bore. This height is common to iron sights and low-mounted scopes.

The tables may be used as well for high-mounted scopes (1 1/2" above axis of the bore). The difference in drops at the extreme 500-yard range is not significant enough to negate the figures stated for the low mounting height. These figures are still useful for high-mounted scopes.

Since the rise or drop figures shown at the stated yardages are points of impact, it is necessary to hold low for (+) figures at these ranges. Conversely, hold high for (-) figures shown.

If you use the same cartridge a great deal of the time, you can commit the rise or drop figures for that cartridge to memory, and know instantly the right "hold," as soon as you estimate the range of your game or target.

Muzzle	TRAJECTORY†															BARREL LENGTH			
	(+ Indicates yardage at which rifle was sighted in.)																		
	ENERGY FOOT-POUNDS					SHORT RANGE					LONG RANGE								
	100 Yds.	200 Yds.	300 Yds.	400 Yds.	500 Yds.	Bullet does not rise more than one inch above line of sight from muzzle to sighting-in range.					Bullet does not rise more than three inches above line of sight from muzzle to sighting-in range.								
	100	200	300	400	500	50	100	150	200	250	300	100	150	200	250	300	400	500	
2360	1761	1288	929	673	508	0.4	(+)	-2.4	-7.1	-14.5	-25.0	1.6	(+)	-3.9	-10.5	-20.3	-51.7	-103.9	24"
2360	1957	1610	1314	1064	861	0.4	(+)	-2.1	-6.2	-12.5	-21.1	1.4	(+)	-3.4	-8.9	-16.8	-40.9	-78.1	24"
2736	2145	1662	1269	953	706	0.4	0.8	(+)	-2.1	-5.6	-10.7	1.8	1.5	(+)	-3.0	-7.7	-23.0	-48.5	24"
2820	2281	1827	1445	1131	876	0.6	0.9	(+)	-2.3	-6.3	-12.0	2.1	1.8	(+)	-3.3	-8.5	-25.0	-51.8	24"
2820	2349	1944	1596	1298	1047	0.6	0.9	(+)	-2.2	-6.0	-11.4	2.0	1.7	(+)	-3.2	-8.0	-23.3	-47.5	24"
2572	2352	1909	1534	1220	963	0.7	1.0	(+)	-2.5	-6.7	-12.7	2.3	1.9	(+)	-3.6	-9.0	-26.3	-54.1	24"
2913	2203	1635	1192	859	625	0.2	(+)	-1.8	-5.5	-11.2	-19.5	2.7	2.3	(+)	-4.4	-11.3	-34.4	-73.7	24"
2913	2436	2023	1666	1362	1105	0.2	(+)	-1.6	-4.8	-9.7	-16.5	2.4	2.0	(+)	-3.7	-9.3	-27.0	-54.9	24"
2913	2468	2077	1736	1441	1189	0.2	(+)	-1.6	-4.7	-9.6	-16.2	2.4	2.0	(+)	-3.6	-9.1	-26.2	-53.0	24"
2837	2216	1708	1301	988	758	0.4	(+)	-2.3	-6.8	-13.8	-23.6	1.5	(+)	-3.7	-9.9	-19.0	-47.4	-93.1	24"
2033	1483	1074	764	530	356	0.4	1.0	0.9	(+)	-1.9	-5.0	1.8	2.1	1.5	(+)	-2.7	-12.5	-30.5	24"
303	1681	1198	837	584	426	0.3	(+)	-2.0	-6.1	-12.5	-21.9	1.3	(+)	-3.4	-9.2	-17.9	-46.3	-94.8	24"
303	1845	1462	1143	886	685	0.3	(+)	-1.8	-5.4	-11.0	-18.8	2.7	2.2	(+)	-4.2	-10.7	-31.5	-65.5	24"
207	1639	1193	860	626	482	0.5	(+)	-2.6	-7.7	-15.6	-27.1	1.7	(+)	-4.2	-11.3	-21.9	-55.8	-112.0	24"
207	1825	1496	1217	985	798	0.4	(+)	-2.3	-6.7	-13.5	-22.8	1.5	(+)	-3.6	-9.6	-18.2	-44.1	-84.2	24"
215	2785	2325	1927	1583	1292	0.6	0.9	(+)	-2.3	-6.0	-11.5	2.1	1.7	(+)	-3.2	-8.0	-23.3	-47.4	24"
305	2900	2314	1827	1424	1095	0.3	0.7	(+)	-1.8	-4.8	-9.3	2.6	2.9	2.1	(+)	-3.5	-15.4	-35.5	24"
301	3011	2578	2196	1859	1565	0.5	0.8	(+)	-2.1	-5.5	-10.4	1.9	1.6	(+)	-2.9	-7.3	-20.9	-41.9	24"
418	1803	1319	950	687	517	0.4	(+)	-2.3	-6.9	-14.1	-24.4	1.5	(+)	-3.8	-10.2	-19.8	-50.5	-101.5	24"
448	2137	1705	1344	1048	810	0.2	(+)	-1.5	-4.5	-9.3	-15.9	2.3	1.9	(+)	-3.6	-9.1	-26.9	-55.7	24"
443	2066	1527	1109	799	587	0.3	(+)	-2.0	-5.9	-12.1	-20.9	2.9	2.4	(+)	-4.7	-12.1	-36.9	-79.1	24"
443	2288	1896	1557	1269	1028	0.2	(+)	-1.8	-5.2	-10.4	-17.7	2.6	2.1	(+)	-4.0	-9.9	-28.9	-58.8	24"
402	1463	993	671	476	375	0.5	(+)	-2.7	-8.2	-17.0	-29.8	1.8	(+)	-4.5	-12.4	-24.3	-63.8	-130.7	24"
496	3131	2494	1963	1525	1170	0.5	0.8	(+)	-2.1	-5.6	-10.7	1.8	1.6	(+)	-3.0	-7.6	-22.5	-46.8	24"
412	3254	2688	2201	1787	1438	0.6	1.0	(+)	-2.4	-6.4	-12.1	2.2	1.8	(+)	-3.4	-8.5	-24.7	-50.5	24"
25	231	185	154	131	113	(+)	-6.3	-20.9	-44.9	-79.3	-125.1	(+)	-11.5	-32.3	-63.8	-106.3	-230.3	-413.3	24"
25	231	185	154	131	113	(+)	-6.3	-20.9	-44.9	-79.3	-125.1	(+)	-11.5	-32.3	-63.6	-106.3	-230.3	-413.3	24"
11	1393	998	710	521	411	0.6	(+)	-2.9	-8.6	-17.6	-30.5	1.9	(+)	-4.7	-12.7	-24.7	-63.2	-126.9	24"
32	1169	755	494	359	291	0.6	(+)	-3.0	-9.2	-19.1	-33.9	2.0	(+)	-5.1	-14.1	-27.8	-74.0	-152.3	24"
32	1203	791	551	431	360	0.9	(+)	-4.1	-12.1	-25.1	-43.9	2.7	(+)	-6.7	-18.3	-35.8	-92.8	-185.5	24"
20	2579	2014	1553	1181	897	0.2	(+)	-1.7	-5.1	-10.4	-17.9	2.6	2.1	(+)	-4.0	-10.3	-30.5	-64.0	20"
20	3510	2812	2228	1747	1361	0.2	(+)	-1.7	-5.1	-10.3	-17.6	2.5	2.1	(+)	-3.9	-10.0	-29.4	-60.7	24"
20	3139	2262	1602	1138	844	0.3	(+)	-2.2	-6.5	-13.5	-23.4	1.5	(+)	-3.6	-9.8	-19.1	-49.1	-99.5	24"
28	399	324	275	233	201	(+)	-6.7	-22.2	-47.3	-83.2	-130.8	(+)	-12.1	-33.9	-66.4	-110.6	-238.3	-425.6	24"
42	1755	1010	630	472	381	0.6	(+)	-3.2	-9.9	-21.3	-38.5	2.1	(+)	-5.6	-15.9	-32.1	-87.8	-182.7	24"
49	449	360	300	254	217	(+)	-6.5	-21.6	-46.3	-81.8	-129.1	(+)	-11.8	-33.3	-65.5	-109.5	-237.4	-426.2	24"
20	1015	661	501	411	346	(+)	-2.7	-10.0	-23.0	-43.0	-71.2	(+)	-5.9	-17.6	-36.3	-63.1	-145.5	-273.0	20"
20	1015	661	501	411	346	(+)	-2.7	-10.0	-23.0	-43.0	-71.2	(+)	-5.9	-17.6	-36.3	-63.1	-145.5	-273.0	20"
20	1227	1001	858	758	679	(+)	-4.7	-15.8	-34.0	-60.0	-94.5	(+)	-8.7	-24.6	-48.2	-80.3	-172.4	-305.9	24"
20	3689	2924	2308	1839	1469	0.7	(+)	-3.3	-9.6	-19.2	-32.5	2.2	(+)	-5.2	-13.6	-25.8	-63.2	-121.7	24"
22	3547	2640	1970	1516	1239	0.8	(+)	-3.5	-10.3	-20.8	-35.6	2.4	(+)	-5.6	-14.9	-28.5	-71.5	-140.4	24"

†Inches above (+) or below (-) line of sight. Hold low for (+) figures, high for (-) figures. Specifications are nominal. Ballistics figures established in test barrels. Individual guns may vary from test-barrel specifications.

Remington.



Remington, Wingmaster, Woodsmaster, Gamemaster, Speedmaster, Rangemaster, Fieldmaster, Power Piston, Power-Lokt, ShurShot, Core-Lokt, Fire Ball, Kleanbore, Targetmaster, Brushmaster, Jet, Power-Pakt, Accelerator, Nitro-Mag, Blue-Rock are trademarks registered in the United States Patent & Trademark Office by Remington Arms Company, Inc.

XP-100, Nylon 66, Golden, Express, Varmint Special, Target, High Velocity, Black Diamond, Custom, Yellow Jacket are trademarks of Remington Arms Company, Inc.

"Zytel" is a registered trademark of E. I. du Pont de Nemours & Co., Inc. for nylon resins, as is "Teflon-S" for tetrafluoroethylene resins.

Weights, stock dimensions and wood grain figure may vary according to the individual firearm.

Introducing the hyper velocity 22.

YELLOW JACKET

Remington went beyond high velocity in developing the latest rim fire cartridge. The new "Yellow Jacket" cartridge could well be the perfect all-around high performance 22. For small game, varmints and targets alike.

It approaches magnum velocity, delivers improved accuracy, and

chambers easily thanks to its standard long rifle case.

Yet each box costs just pennies more than conventional high-velocity 22s. What's more, "Yellow Jacket" 22s have unique HVTCHP bullets. For all of the details on this exciting new 22 cartridge, see page 22.



Remington Arms Company, Inc.,
Bridgeport, Connecticut 06602

In Europe: Remington Arms, GmbH,
D-8700 Würzburg Heidingsfeld,

P.O. Box 3266
Winterhäuser Strasse 85, West Germany

In Canada: Remington Arms of Canada
Limited, 180 Sheldon Drive, Cambridge,
Ontario, Canada N1R 5Y2

Catalog compliments of
Remington Arms Company, Inc.
NOT FOR SALE

Remington® 

