
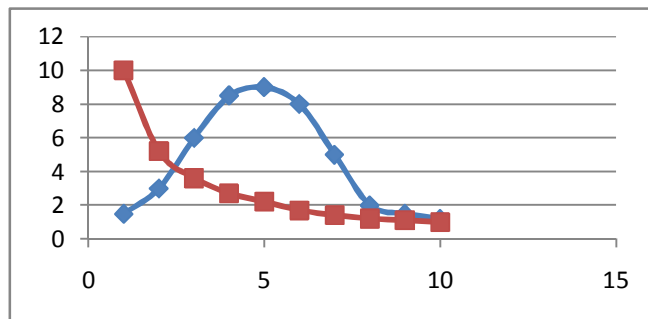


Revaz Lordkipanidze



**Economic Competition: Urgent Need in Rethinking
and Unprecedented Perspectives by Internet**



Tbilisi

Philanthropic Research Academy named after A. Gunia

for the Digital Library of the Georgian Parliament

2018

The present monograph "Economic Competition: Urgent Need in Rethinking and Unprecedented Perspectives by Internet" is prepared for students and wider readers, also providing some help to interested professionals. The work is a continuation of the researches under blessing of the Archimandrite Saba (Ghvtiso Shalikashvili) from Saint Church Qashveti.

According to specialization priorities (Economics, World Economy, International Economic Relations) by Doctor of Economics Revaz Lordkianidze, the improvement of economic thinking is based on the development of theoretical issues of international competition, which studies in the context of the wonder of nowadays Internet and various economic disciplines.

In monograph, the author emphasizes the necessity of improving economic thinking in the aftermath of the epoch of Classical Economists and supports some ideas of genial American economist Michael Porter. Author hopes that Internet will give us truly unbelievable results.

In connection with the above, Revaz Lortkipanidze has successfully completed the course of Harvard University about US government reforms and continues research by courses of the Georgian Technical University.

ISBN 978-9941-8-0722-0(PDF)

Edited and Reviewed in the Academy

named after Economist A. Gunia

Content

<i>Part I. Rethinking of Perfect Competition and New World by Internet</i>	4
<i>Part II. Role of an Engineer-economist with High-quality Scientific Tech-physical and Math-neuroeconomics Methods for Future Competitive Markets</i>	8
<i>Part III. For Elimination of Threats from some Classical and Modern Errors in Theory of Economic Competition</i>	11
<i>Part IV. The Force of International Competition (For the Fundamentals of Business and Law)</i>	21
<i>Part V. American Studies on Economic Wonderworks and Goodness: My Half-Century Sincere Love and Scientific Interests</i>	38
<i>Part VI. The Greatest Antitrust Experience and Real Reforms of New America</i>	43
<i>Part VII. Polar Difference in Economic Regulation of Developed and Developing Countries</i>	79
<i>Part VIII. Efficiency of Manager's Characteristic Features</i>	83
<i>About Revaz Lordkipanidze</i>	89
<i>References</i>	97

Dedicated to Support of Knowledge and International Networks of Researchers

Part I. Rethinking of Perfect Competition and New World by Internet

As an economist, without losing time, I will immediately begin with the main questions of my research: 1) Why do we need to rethink the understanding of perfect competition? 2) What did the Internet give us?

I have 2 main answers to the first question: a) Perfect competition is now viewed as an infinitely large number of competitors, which, in our «reasonable» opinion, can greet the excess of the created products and the excess costs; b) Perfect competition should imply an optimal number of competitors, which will give maximum efficiency.

About the fantastic results of the Internet it is also possible to distinguish 2 answer poles: a) Information on the world market is almost completely accessible to every competitor; b) Incredibly accelerated the process of obtaining knowledge and, accordingly, scientific-technical progress with also big new threats.

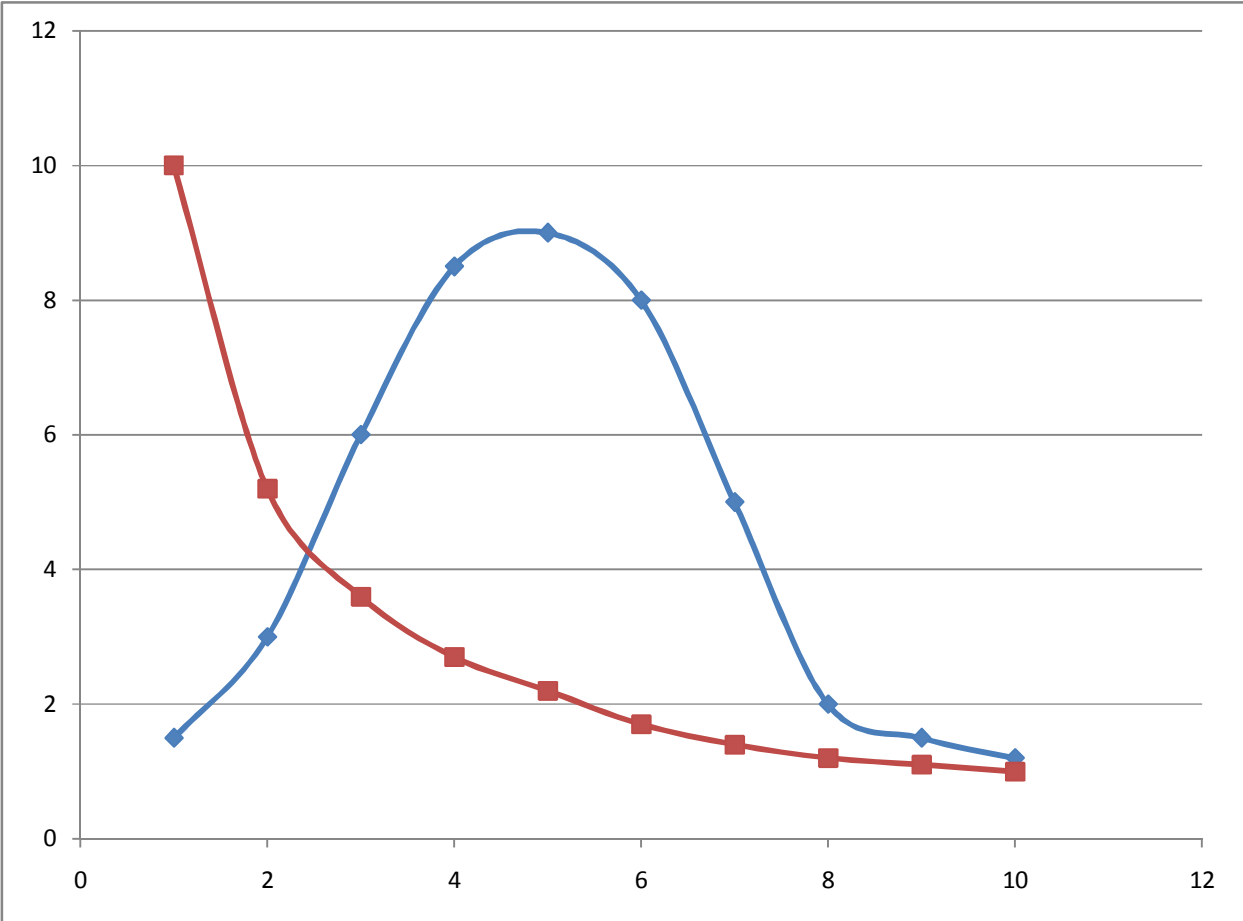
The era of electronics is arriving and the oil business, whether it wants to or not, must understand, that it will be necessary to change priorities. The circulation of money, entire education system and all real economy in the next 10 years will change indescribably.

After the very interesting and difficult courses of the Harvard University on issues of the U.S. Government, Economic Policy and Justice, I continue to research of competition theory, including the necessity of change of some classical views [61-77].

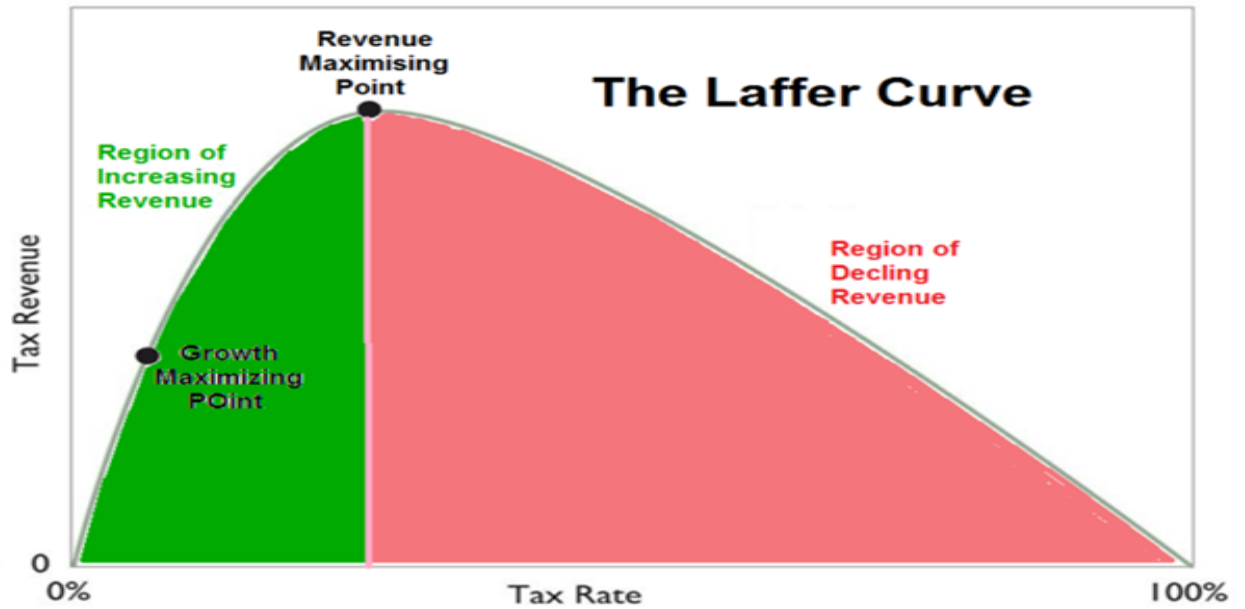
The era of electronics will bring for all us a lot of good and also a lot of danger, including from better-equipped masked monopolists and hackers and we must fight against them together. It will not be a joke. I think that in economic practice and theories, they should more quickly

understand, that it is necessary to change the understanding of competition and use my position also (Please see and use my Scheme 1). Economic theory very well uses principles of optimality of taxes (Scheme 2) and marginal costs (Scheme 3), but for some reason it is considered that perfect competition does not have optimal levels.

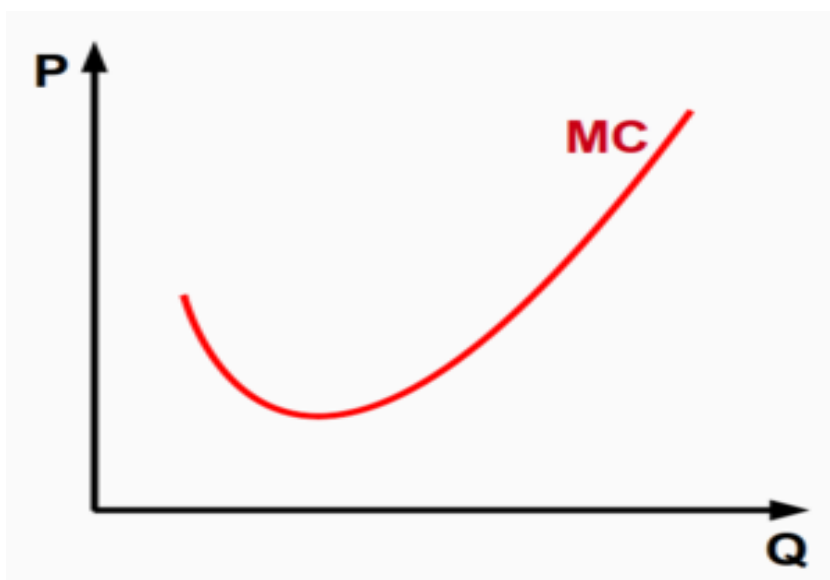
Scheme 1. Interrelation between levels of Efficiency and Competition with Enterprises Size (For more details, See analysis on p.p. 12-20)



Scheme 2 (Source: <https://fee.org/articles/the-laffer-curve-its-time-to-stop-laughing/>)



Scheme 3 (Source: <http://www.differencebetween.net/business/accounting-business/difference-between-marginal-cost-and-average-cost/>)

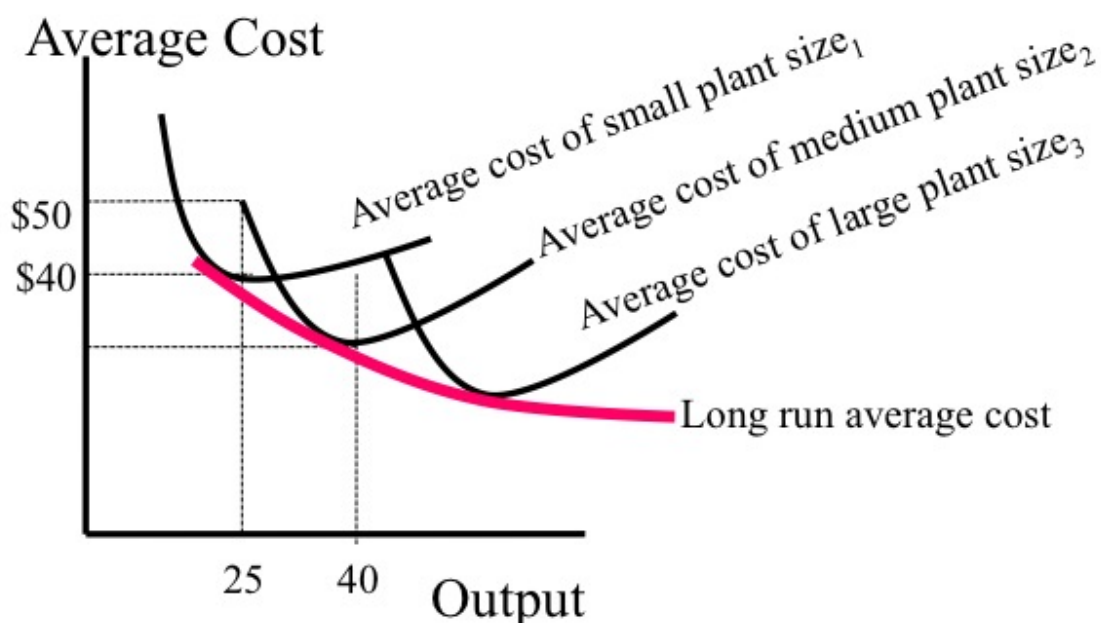


Among the works on competition, the most of all I like the work of the genial American economist M. Porter¹, who saw the process of generalization of the economy and the importance of using clusters to support of innovations, also the importance of individual approach to every country (poor and rich, small and large) a long time ago before Internet.

Naturally, we must support both - small and large enterprises. If we build up only a large number of small enterprises, we will get an excess of costs (for example, Please see Scheme 4) and resources, which will be particularly in short supply in the future.

Scheme 4 (Source: https://courses.byui.edu/econ_150/econ_150_old_site/lesson_06.htm)

Long Run Average Cost Curves



¹ M. Porter, The Competitive Advantage of Nations, 1990, http://www.economie.ens.fr/IMG/pdf/porter_1990_-_the_competitive_advantage_of_nations.pdf

Part II. Role of an Engineer-economist with High-quality Scientific Tech-physical and Math-neuroeconomics Methods for Future Competitive Markets

Economics is a general economic science, which is looking for clues to efficient use of resources in conditions of **international competition** on both - at **macro** and **micro** levels. We all see that era of science and technology has come and in our opinion, the economist must especially understand engineering matters. To this, state and private mechanisms for ruling of economy are increasingly intertwined, and, together with a narrow specializations, the engineer-economist, as a caring doctor, must understand various urgent market issues by the requests of time at very high speeds.

Personally my current main interest of scientific research is a support for complex inter-technical networks (like ReserchGate) for the dissemination of scientific discoveries [1] without financial and other physical and material barriers. This is the smartest and financially the most effective way to improve for the economic level and duration of biological life of a human [2], as a whole, political stability in the world. To realize this goal, together with my scientific colleagues, I organized charitable researches [3-9] and participate or support to various scientific and pedagogical projects and programs of the American Economic Association, New York Academy of Political Sciences, Russian Academy of Natural Sciences, Georgian Technical University, Tbilisi State University, University Geomedi, Tbilisi Teaching University, several other famous scientific centers. A huge friendly request, to think and act on this very important issue.

It is well known, that “Neuroeconomics and Economic Psychology is an interdisciplinary field that seeks to explain human decision making, the ability to process multiple alternatives and to follow a course of action. It studies how economic behavior can shape our understanding

of the brain, and how neuro-scientific discoveries can constrain and guide models of economics.” [10]

A certain part of the people, despite the fact that it harms them, still do it. I conducted neuroeconomic observations on people's behavior and the most part of people acts because of the passion to fashion and not by reasons and impulses of the needed mind. My observations were conducted in 4 directions:

- 1) Will the viewers of the films go to the filled room or empty?
- 2) Will young people wear fashionable ragged jeans in cold weather?
- 3) Will smokers smoke after anti-advertising on a cigarette box?
- 4) Will state officials reduce unemployment or inflation?

My long researches of competition in international business showed, that in all directions people take more popular decisions and do not think about own health. Even in state structures, some officials are more likely to think more about their prestige and maintaining low inflation, rather than the welfare of the masses. In my works, I used logical examples to substantiate the fidelity of Phillips' cover, but showed its fidelity only in the short term, but some observed officials continued to increase unemployment for unknown reasons.

The conclusion is obvious: the State and International Structures should conduct serious neuroeconomic researches to help effective advertising in support to reasonable marketing research of very needful competitive international businesses and their markets for business-operations. Only justified effective advertising will bring the desired results. If in spite of warnings on the cigarette box, people smoke more, it means, that this warning is ineffective and other measures need to be looked for.

There are many dialectical contradictions in the understanding of competition and I have sincerely tried to clarify this crucial issue of economics and improving of human life.

At the first stage of the research, I formulated the objective law of competition: the smaller is the share of the largest supplier of the market, the greater is the force of competition. But after this formulation, the similarity of this economic law to the law of physics led me to the opinion that the wording of this law needs to be adjusted: the share of the largest supplier of the market should decrease, but not infinitely - to a certain level. This specific level depends on the needs of a particular market for the quantity and needful quality of goods and, ultimately, the efficiency determines the optimality of competition. The Georgian proverb says: A fugitive behind two rabbits will not catch even one. The proverb is correct, but in economics the matter is even more complicated. Escape only one "rabbit", in the economy can be without results. We need to organize a collective - multi-factorial race. If, with an aim to simplifying accounting, we abolish the profit tax and adequately increase the income tax, the state budget may lose everything, since payers can increase profits by artificially reducing wages to a minimum. To improve the positive impact of competition, a minimum of two-factorial race is needed for the quantity and the required quality - efficiency.

Naturally, a person to stream to various achievements and titles, but I think that it is even more important to strive for the well-being of the whole society. Gratitude to modern leaders which at a dangerous nuclear time reach peace agreements. As an economics specialist, I believe that it is urgent for the United Nations to create a Service for the protection of international competition that is mutually beneficial for all - this Service will work to reduce the influence of unscrupulous hidden economic monopolies, which greatly hinder to the technical progress and reduction of poverty. So, Undoubtedly, in such conditions, the role of an engineer-economist with high-quality scientific tech-physical and math-neuroeconomics methods for analysis and organization of institutional support to future competitive markets is essentially growing.

Part III. For Elimination of Threats from some Classical and Modern Errors in Theory of Economic Competition

Mainly published on the author's webpage

<http://revaz-lordkipanidze.simplesite.com>

The work expresses support for the current reforms in the US economy and makes recommendations for correcting the mistakes of classical economic literature about competition, which are applied in practice to the present time. Author thinks, that it is important to have many competitors, but not very or infinitely many, as even some official structures and specialists traditionally think about "perfect competition". By author opinion, if states do not correct wisely this understanding, we can damage fair businessmen and thoughtlessly help to dangerous "masked" monopolies. (JEL A10, B12, F01)

After reading multi-factorial researches by lessons of economic history², as a member of American Economic Association, I permanently feel professional responsibility to think about for historic comprehensive improving of a human life and a maximal eliminating of a poverty. We think, that it is possible only with a minimal unfair competition in the world.

By my this work, the USA has the best experience in an evaluating and protecting competition, but there is one significant but – it is important to have many competitors, but not very or infinitely many, as even some official structures and specialists traditionally think about “perfect competition”. If states do not correct wisely this understanding, we can damage fair businessmen and thoughtlessly help to dangerous "masked" monopolies. At the initial stages of my research, I didn't see it, but in the end, I noticed.

For study the nature of competition, as a doctor of economic sciences and founder of Academy named after economist A. Gunia (Georgia), I organized many urgently needed philanthropic works and have to express special gratitude to professional economists of American Economic Association for so needful intellectual support. In the 1990s, I was acting minister of Economy in the Adjara Region and became member of 3 American Academies of Sciences - Political, New York and California, but when I became member with economic ministry and personally of the American

² Fogel, Robert, W. 1999. "Catching Up with the Economy." American Economic Review 89 (1); Shertzer, Allison. 2018. "A Review Essay on Howard Bodenhorn's The Color Factor: The Economics of African-American Well-Being in the Nineteenth-Century South". Journal of Economic Literature 56 (1).

Economic Association, It was especially respectable for me as for professional economist. We started charity research and reformed problematic economy by the very talented retrospectives of Robert Fogel and Ludwig Erhard.

To Comprehension of "Force of Competition"

For determination of the most exact understanding about competition, on a base of economic-mathematical analysis, I used³ even physics and define the natural force of competition by experience of famous Ohm's law ($I=V/R$), where "I" is the force of competition, "V" (voltage) – the volume of market, "R" (resistance) – the largest supplier. This natural similarity of the strength of electric current ("current through a conductor"), makes possible to determine the strength of competition and the optimal - the most effective level of competition.

With the growth of the number of competitors, the strength of competition grows, but a very large number of market participants, in my opinion, can cause a "short circuit" and "overheating" of the economy, as a result, a hyperinflation surplus and a severe crisis shock.

We do not need the competition of an infinitely large number of "ants" in the economy - need a natural competition of diligent competitors, where all participants (not only small, but also large) of the competition do their necessary (effective) business.

My goal is not a criticism of Smith - I think He was a genius for his era, but, naturally, with human errors. My goal is to perfect the established understanding from times of Smith and to present in the world Herfindahl-Hirschman and Bork⁴ visions, that a large number of competitors (buyers and sellers) the first of all determines a perfectness of competition: "The HHI takes into account the relative size distribution of the firms in a market. It approaches zero when a market is occupied by a large number of firms of relatively equal size and reaches its maximum of 10,000 points when a market is controlled by a single firm".⁵

I published a lot of monographs and publications about a competition and in this article I presented a maximal shortly generalized work with my more perfect conclusion vision of rational competition. Without the proposed by me "rational number" instead of a "large number", we can

³ My work about it "The Force of International Competition (For the Fundamentals of Business and Law)" published in the Digital Foundation of Parliamentary Library of Georgia.

⁴ Bork, Robert H. 1993. "The Antitrust Paradox" (second edition). New York: Free Press. Please, see also about it "Perfect Competition" in Wikipedia.

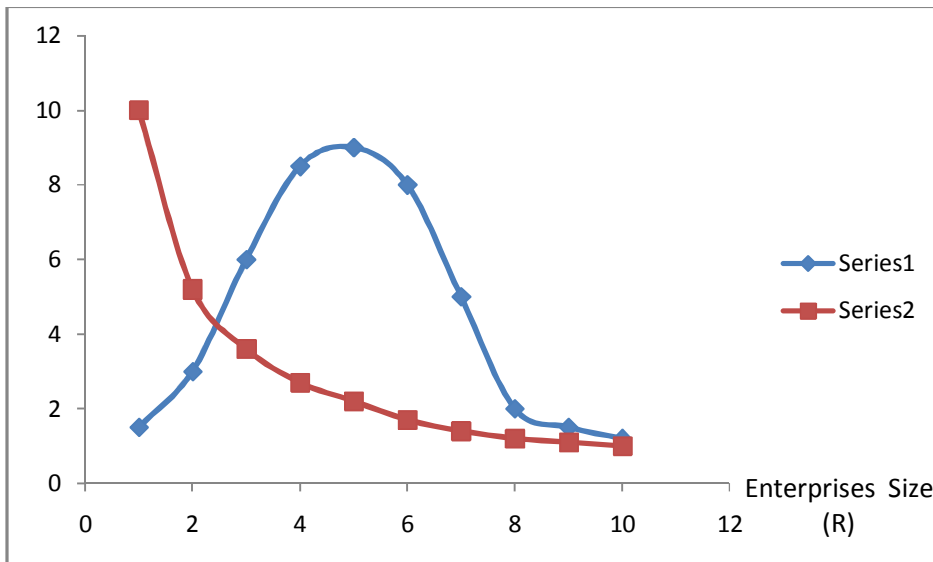
⁵ Herfindahl-Hirschman Index. Updated July 29, 2015. <https://www.justice.gov/atr/herfindahl-hirschman-index>.

erroneously divide the effective local big business or prevent the merger of business in a decent way, violate the presumption of innocence of the local entrepreneurs and create favorable conditions for secret collusions of external dishonest "businesslike" activities.

For Determination of Optimal Level of Competition

The curves of "Force of Competition" and "Efficiency of Enterprises Size" can determine the optimal level of competition for each concrete reality⁶. The conducted studies on expert assessments of the Georgian industry showed that the average enterprises of the 5th group (Figure 1) characterized with the highest efficiency and creates the optimal level of competition.

Figure 1
Interrelation between levels of Efficiency (Series 1) and Competition (Series 2) with Enterprises Size



Source: Author.

Note: Series 1 about Efficiency based on expert assessments of enterprises 10 groups in the industry of Georgia (1988-2018). Series 2 about competition level reflects the own theoretical model of the force of competition.

Taking into account different views about competition from very many microeconomic features and Chandra-Lederman price discrimination to modern macroeconomic synthesis and Costinot-Rodriguez-Clare foreign factors, also quality problems and Rodric generalizations by imperfect

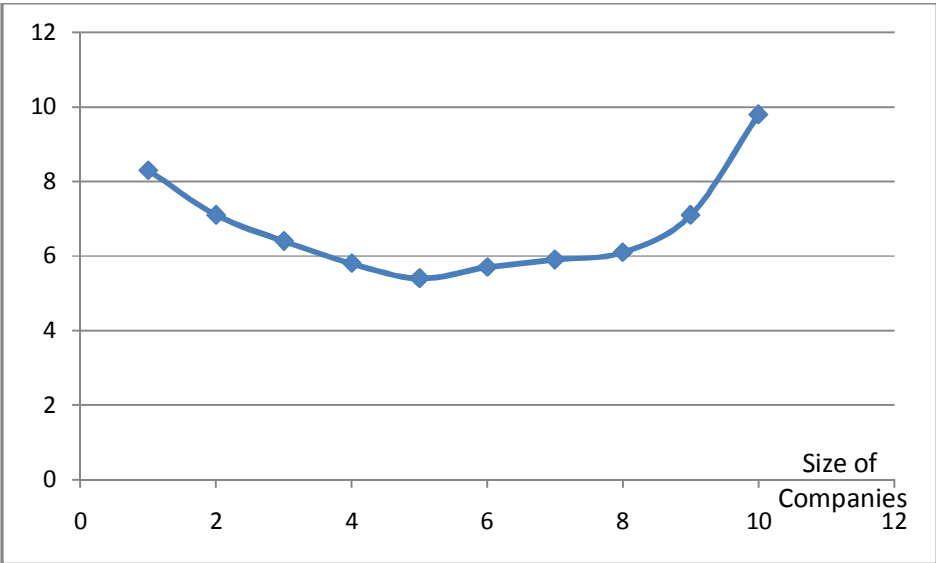
⁶ Lordkipanidze, Revaz (2018) "Competition theory's "sensational" implicit defects and urgent regulations": 103.

competition, according my theory of economic competition, we can determine the optimal size of the enterprise in different sectors and regions. Consequently, depending on the demand for a product or service, we can determine the optimal number of enterprises and the rational level of competition. The optimal number of enterprises may be 5, 10, 20, 100, 1000 or more or less and as a rule, the optimal number of enterprises in science-intensive construction and industry should be less than in agriculture, trade or transport.

The Interesting results were shown by calculations on the international trade (Figure 2) and the levels of machines in physical capital (Figure 3) and new equipments in technical park (Figure 4). The largest international companies and new cars with age up to 2 years and level of 40-50% in fixed capital the most fruitfully influenced on the force of competition.

Figure 2

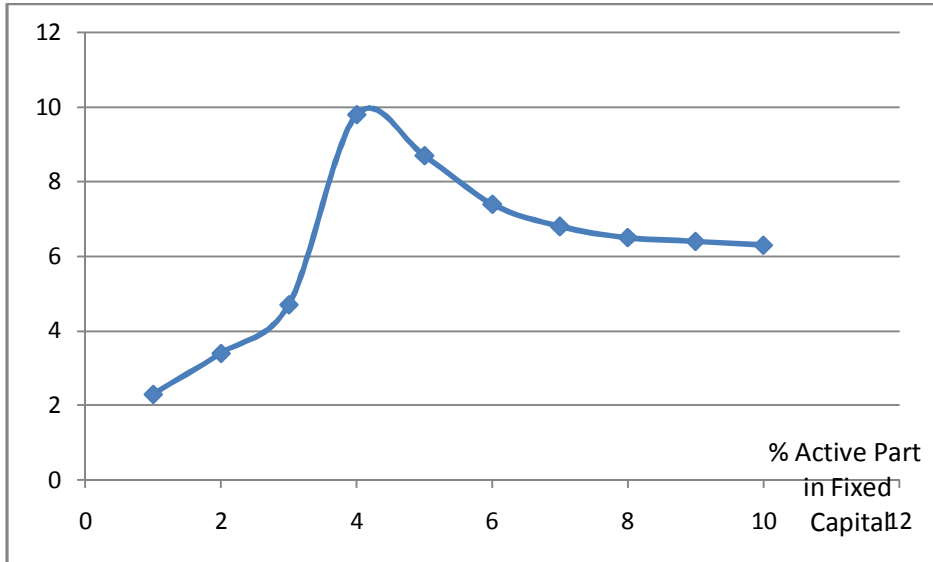
Efficiency in International Trade



Source: Author.

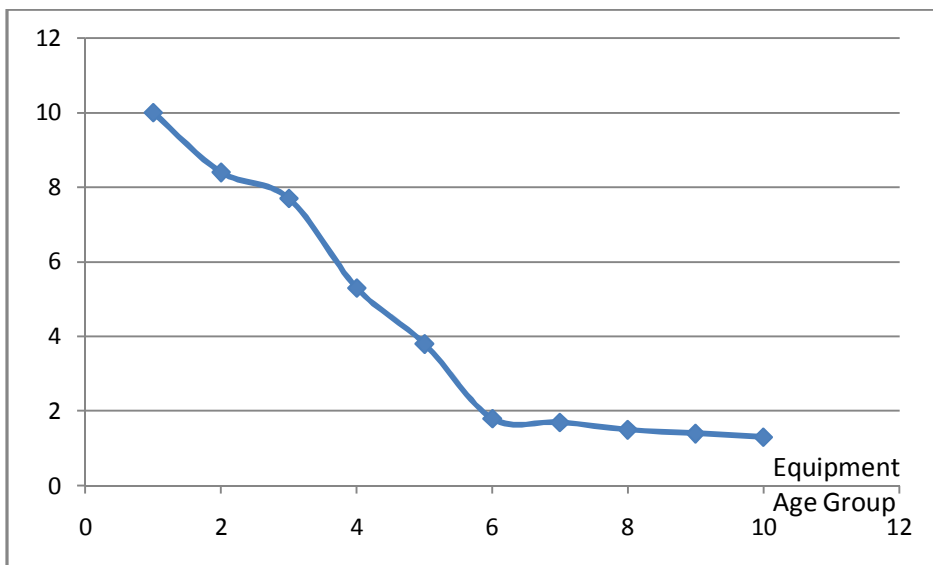
Note: Efficiency based on expert assessments of businesses 10 groups in Georgian economy (1988-2018).

Figure 3
Efficiency of Active Fixed Capital for Competition



Note: Efficiency based on expert assessments of Author.

Figure 4
Efficiency of Innovative Technologies



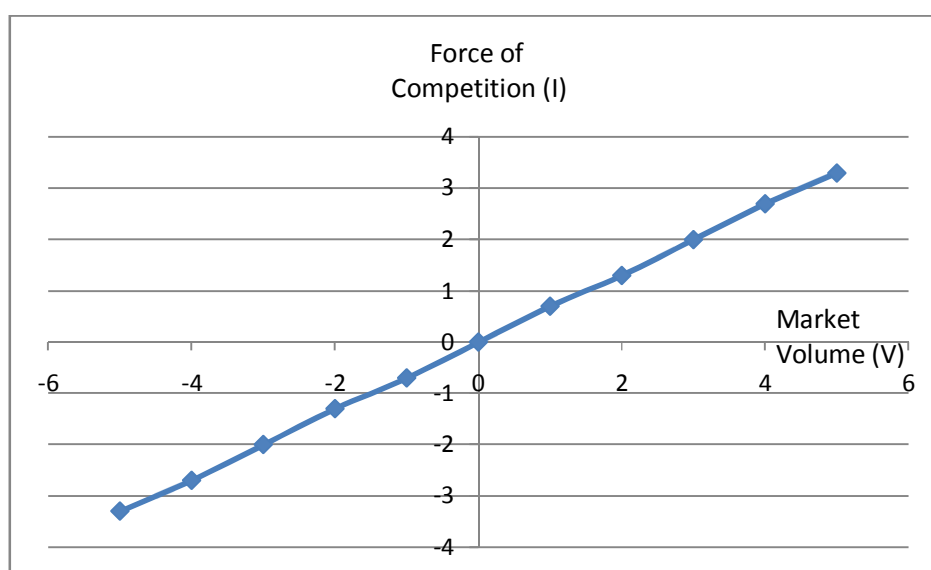
Note: Efficiency based on expert assessments of Author.

In conditions of a weak statistical base without the necessary international antitrust structure, our calculations are often based on approximate expert scientific assessments. I define “Force of

Competition Under Influence Factor R“ (Figure 5) $I_R = V/R$ and “Force of Competition Under Integral Influences Factors R, Q and N” (Figure 6) $K= I_R I_Q N$, where V is total production (market volume); N – number of firms; R - output of the largest firm (maybe monopoly); $I_Q = V/R_Q$; R_Q – non-realized production due to poor-quality goods or goods with monopolistically increased (or predatory understated) discriminatory prices.

Figure 5

Force of Competition Under Influence Factor R



Source: Author.

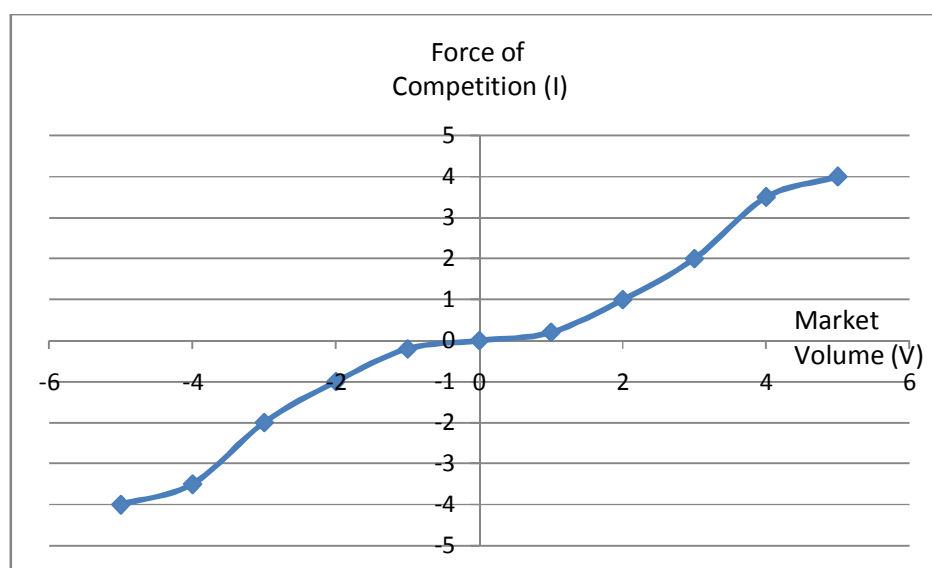
Note: This figure reflects the own theoretical model of the force of competition.

As we can see, Figure 5 demonstrates a directly proportional dependence between the market volume (size) and the force of competition. Conclusion - large markets are often more competitive. I got similar results in the development of the methodology of the European Commission for determination the effectiveness of structural changes of the economy⁷. In conditions of high efficiency, competition in the market also takes high levels. Under the action of 3 factors (see Figure 6), the relationship between the size of the market and the force of competition is not quite direct, but essentially positive.

Figure 6

⁷ Lordkipanidze, Revaz (2018) “Competition theory’s "sensational" implicit defects and urgent regulations”: 78, 110.

Force of Competition Under Influences Factors R, Q & N



Source: Author.

Note: This figure reflects the own integral theoretical model of the force of competition.

On average, according to my observations, the “number of firms N” in a homogeneous market of a medium-sized country must exceed 10, index "force of competition I_Q " should exceed 5 and index "force of competition I_R " should exceed 3. As a result, due to all factors, the integral "force of competition" should exceed 150. The smaller the volume of the largest supplier to the market give the greater result the force of competition, but we must not forget, that there is an upper limit, after which the efficiency begins to run down.

According to my observations, the lowest interval of rational competition is fixed on the construction business (Table 1). Here are the largest companies in the average for a knowledge-based economy. The rational competition in industry is slightly higher, but the largest number of natural monopolies are recorded here. Significantly high levels of rational competition in agriculture and various services are caused by the presence of a large number of entrepreneurs of self-employed small-farm, commercial and transport enterprises. But their large number does not give the right to appeasement - here it is especially necessary to monitor the competence of personnel and the quality of products.

Table 1

*Exemplary Approximate Intervals of
Rational Competition in Economic Branches*

Economic Branches	Rational Competition
Building Business	100-700
Industry	150-1000
Rural Economy	500-2000
Different Services	1000-5000

Source: Author.

Note: Table based on expert assessments of author enterprises of Georgian Economy (1988-2018).

From Classical Theory to Effective Practice

The competition has deep and versatile roots. After the very interesting and, in my opinion, accurate in the dates interpretation of the historical process of a development in economic relations, R. Fogel writes, that “The accumulation of historical and current biomedical studies on the trends in health, longevity, and human physiology, combined with controlled studies of animal populations, are leading some evolutionary biologists to place increasing emphasis on plasticity in human aging.”⁸ By a good influence of this multi-factorial research of human life, I conducted also an logical analysis of neuroeconomic character, which shows us, that a human not so often behaves as better for all. The examined elementary cases of decisions in critical situations illustrated many instinctive and not expediency reaction of a businessman, which even goes to aggravate competition, when could act more freely. For example, if a person buys a ticket to a movie and makes a choice between a full and empty halls, the instinct of desire to be more popular makes him

⁸ Fogel, Robert, W. (1999) "Catching Up with the Economy." American Economic Review, 89 (1): 9.

go to the full situation. The result is over-strained competition and more polluted air in the full hall. It's fact that in such cases a protection (regulation) of a reasonable competition is very needful.

Observations on American business showed us too, that even an economically very strong country like America, without a wise international antitrust structure in new conditions of a world economy with internet abilities, will not be able to neutralize international dishonest implicit monopolies. The unfair competition is the main motivator for a world poverty and terrorism⁹, which demands urgent reforms, especially in small developing countries and practice has confirmed that big businessmen can be successful far-sighted political reformers as well.¹⁰

I consider myself like a debtor for developing a conceptually sound opinion on overcoming a very high 80% poverty level in an increasingly rich world, morally justified (effective) form of enriching a person and, accordingly, the true basis of a competition. The role of the United States in the reduction of world poverty is truly invaluable and many of my works are devoted to this.

My country - Georgia, after the collapse of the Soviet Union, was the latest in the world by GDP per capita and in conditions of the poorest statistical base, often only professional intuition saved us. The main reason for the failure at the start of an economic independence was an erroneous knowing about a competition and role of economic policy, whereas the different models with some combination of a competition and regulation gave the best stable results in as big countries as the US, Germany, China and so on.¹¹

I appreciate the greatest job of reformer President of America Donald Trump for longtime future¹². He worked out even more professionally difficult and dangerous deals, than Ronald Reagan in Tax reform and for finish of Cold War. The first results similar to the effectively perspective combined-network regulation proposed by me are particularly noticeable in the started US tax warming reform and state subsidies for the high technological cluster (Silicon Valley, USA), on the social market of the economically developed EU countries (Germany, Sweden, Benelux countries), in free regional zones (China), with effective implementation of planned market mechanisms (Japan), on the example of "science cities" (Academgorodok and present experience of large state

⁹ Silverstein, Jason. 2017. Newsweek. Trump and Putin Keep Calling Each Other for Praise, Discuss North Korea and Terrorism.

¹⁰ Herszenhorn, David M. (2013) Georgia Elects New President, but Real Power Will Rest With Next Premier. [New York Times](#).

¹¹ Lordkipanidze, Revaz (2018) "Competition theory's "sensational" implicit defects and urgent regulations": 3, 59, 91, 101.

¹² Jamieson, Kathleen Hall. Taussig, Doron. 2017–18. Disruption, Demonization, Deliverance, and Norm Destruction: The Rhetorical Signature of Donald J. Trump. PSQ, Volume 132 - Number 4 – Winter.

universities, Russia), in the healthcare of Great Britain, etc. God and the "Invisible Hand" of competition exist, but God doesn't require that a person should live with his hands down - an intelligent regulation is urgently needed.

Since the Great Depression (30s of the 20th century) and post-war reforms in Germany¹³, the debate between the neoclassical supporters of the "Invisible Hand" of Adam Smith's competition and the supporters of Keynesian regulation has become more sharp until our time too. Some of them disclaimed the "invisible hand" in general and the new neoclassical synthesis came as an intermediary.

With the sincere respect to Adam Smith and David Ricardo, I must remark, that they genially see the power of the "Invisible Hand" of Competition, but in assessing of a created value by it, emphasis is placed on the quantity of labor, but not on quality and demand for the needful efficiency. About the Real and Nominal Price of Commodities, Smith writes, that "Equal quantities of labour will at distant times be purchased more nearly with equal quantities of corn..."¹⁴ and in Labor theory of value Ricardo determines - "The value of a commodity, or the quantity of any other commodity for which it will exchange, depends on the relative quantity of labour which is necessary for its production, and not as the greater or less compensation which is paid for that labour."¹⁵

The definition of market competitiveness only according with Herfindahl-Hirschman's methodology, can create a false impression, that the market is doing well. And false impressions about the markets can lead to false ideas about the most important demographic and political-defensive abilities of all country. For Elimination of Threats from artificial "race" (for a large number of competitors) of some antimonopoly authorities to new progressive small, middle and big businesses with innovation technologies, we recommend 5 main principles for estimates of market competitiveness in economic practice: 1) honesty of businesses; 2) effectiveness; 3) level of unrealized (mostly substandard) production and services; 4) level of the largest supplier; 5) number of competitors. Only complex estimate with integral indexes will have the best results.

¹³ Mierzejewski, Alfred C. (2004) "1957: Ludwig Erhard's Annus Terribilis", *Essays in Economic and Business History*, 22; Snower, Dennis J., and Steven J. Bosworth. 2016. "Identity-Driven Cooperation versus Competition." *American Economic Review*, 106 (5).

¹⁴ Smith, Adam. *An inquiry into the nature and causes of the wealth of nations*. <http://www.econlib.org/library/Smith/smWN.html> 1.5.15

¹⁵ Ricardo, David. *On the Principles of Political Economy and Taxation*. 1.1 <http://www.econlib.org/library/Ricardo/ricP.html>

Part IV. The Force of International Competition (For the Fundamentals of Business and Law)

Wise readers of my works know about my index of the force of competition (https://www.researchgate.net/profile/Revaz_Lordkipanidze) and a Competition isn't the enmity of entrepreneurs - it's given by God for a motivation of a better work and efficiency - even in the family, between newborn brother and sister it's acting a competition instinct and both are trying to show the best own abilities to parents and other relatives, but they even so devotedly love each other.

It is main issue, that a competition shouldn't come out of the permissible limits to a dishonest competition.

If there is no honest competition, highly qualified staff and technical innovations are in the hands of monopolies and high experts may turn into funny toys.

In this and other parts of this edition, I present to You the basis of my views from my early researches, which, in some degree, have changed (but have the necessary value for a dialectical understanding of the competitive environment of economics), as I described in the first part.

My research has shown, that where above our indexes of a force of competition, mainly recorded also high levels of efficiency of an international competition, which, in my view, should be reflected in the growth of:

- 1) the excess of a tempo of labor productivity over a tempo of a capital-labor ratio for a needful growth of a capital productivity;
- 2) the ratio of a level of export to the max level of this indicator on the all retrospective (that's potential ability);

3) the ratio of robots, automatic and semi-automatic equipments to the total financial amount of all equipments in comparable indicators (economic-financial audit);

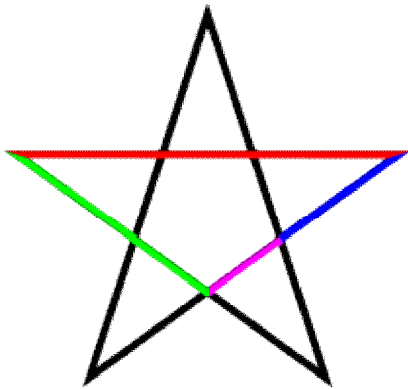
4) the ratio of changes of net financial incomes to an increase of costs;

5) the ratio of net financial income to the expenses of management or transaction costs, which eliminates of the artificial increase in revenues due swelling of costs and stimulates of the management responsibility.

The above-mentioned indicators, in my opinion, show the best effectiveness of an international competition, which acts on both - macro and micro levels and for this efficiency, first of all, the reformation of the UN and creation of the international anti-monopoly agency will be very necessary. Only alone even any strong Government isn't able to win with masked insidious international monopolies.

I think, that readers of my works, remember my measuring of the force of competition with the similarity the measuring of a force of an electric current. After following studies, I came to the conclusion that for recommendations we can suggest the ideal proportions of effective competition on the famous golden ratio 62:38. By this ratio, as it's known, the stars and even the human body are constructed. Naturally, the ideal proportions are not always possible in practice, as well as the human body maybe is athletic or very fat or very thin.

For the simple, but very significant example, we know, that if a pentagram colored to distinguish its line segments of different lengths, the "four lengths are in golden ratio to one another" (https://en.wikipedia.org/wiki/Golden_ratio):



In view of the above-mentioned proportion of the golden ratio, I offer the first index of a max perfect competition, which, in my view based upon calculations, must be more, than 100:38. It's about 3 (more, than 2.6). The second index of competition, also preferably, should be more, than 3. The ideal number of companies, by the experience of market analysis, are about 12 - the number of perfection - as the total number of months in the year (not taken into account the small companies, which, for example, employed less, than 100 co-workers and which cannot significantly influence on the macro market). Totally, the ideal integral coefficient of effective competition, according to our calculations of the most cost-effective (profitable) practice, for orientation must be $3 \times 3 \times 12 = 108$. That's, when the integral coefficient is less, than about 100, competition authorities should take thought.

As a rule, for also strictly justified orientation, the integral coefficient should also have the top line approximately at the level of 10,000 (according to our observations of international practice, for example 20x20x25 have the highest efficiency, with a following sharp reduction of a productivity). But if the antimonopoly authorities will "try" too against honest large enterprises and divide them, we'll get the artificial market, where the integral coefficient is greater than 10,000 and "short circuit" (which in electricity cause the excessive heating and damage to an equipment) will produce "effect" of very large economic losses. If we have, for example, an excessive number of drugstores in very many (almost every) neighborhoods, we won't have "an effect of a competition" and only can get a large number of expired drugs.

With presented from me the development of the methodology of the European Commission for the effectiveness of structural changes of the economy, we can separate the influence of the structural factor in the overall increase in efficiency. So we can determine how efficiently we allocated budget funds to the priorities of economic policy and how effective were a free competition and a mobility of resources from one branch to another.

The Golden Section is also the best orientation for the proportion between the State and the Private sectors of Economy per the property. This proportion, according with my theory of "real equilibrium", should be on a non-monopoly 50:50 balance up to a maximum about two-thirds of an Economy Private Sector to the Free Market total property. This orientation is normal also for the level of tax revenues of the State Budget from about third of GDP. The level of 38% is justified by us exemplary level for a maximization of an average profit of companies and, therefore, full realization of reserves to a minimization of their costs.

Statistics clearly shows, that between quality of the life and the level of force of competition exists almost a direct link. The higher is the level of development of the country, the more are their markets' indexes of a competition:

[http://databank.worldbank.org/data/reports.aspx?Code=NY.GDP.PCAP.CD&id=af3ce82b
&report_name=Popular_indicators&populartype=series&ispopular=y](http://databank.worldbank.org/data/reports.aspx?Code=NY.GDP.PCAP.CD&id=af3ce82b&report_name=Popular_indicators&populartype=series&ispopular=y)

Created from: World Development Indicators Series : GDP per capita (current US\$)	2000	2005	2010	2015
Afghanistan	..	257.2	569.9	590.3
Albania	1,175.8	2,709.1	4,094.4	3,965.0
Algeria	1,757.0	3,102.0	4,473.5	4,206.0
American Samoa
Andorra	21,433.0	39,990.3	39,639.4	..
Angola	606.3	1,576.2	3,886.5	4,102.1
Antigua and Barbuda	10,094.8	12,079.9	13,017.3	14,128.9
Argentina	7,669.3	5,096.3	10,332.0	13,431.9
Armenia	621.4	1,625.4	3,124.8	3,499.8

Aruba	20,619.6	23,302.8	24,289.1	..
Australia	21,665.1	33,983.0	51,845.7	56,327.7
Austria	24,517.3	38,242.0	46,659.8	43,438.9
Azerbaijan	655.1	1,578.4	5,842.8	5,496.3
Bahamas, The	21,241.2	23,405.9	21,920.5	22,896.9
Bahrain	13,590.5	18,418.1	20,386.0	23,395.7
Bangladesh	406.5	485.9	760.3	1,211.7
Barbados	11,568.1	14,223.8	15,901.4	15,660.7
Belarus	1,273.0	3,126.4	5,818.9	5,740.5
Belgium	23,207.4	36,967.3	44,382.9	40,231.3
Belize	3,364.5	3,933.2	4,344.1	4,906.9
Benin	369.7	587.1	733.0	779.1
Bermuda	56,284.2	75,882.0	88,207.3	..
Bhutan	778.4	1,257.5	2,201.3	2,532.5
Bolivia	1,007.0	1,046.4	1,981.2	3,095.4
Bosnia and Herzegovina	1,451.7	2,928.3	4,475.1	4,197.8
Botswana	3,333.2	5,327.9	6,244.0	6,360.6
Brazil	3,728.5	4,730.7	11,121.4	8,538.6
Brunei Darussalam	18,154.8	26,337.9	31,453.2	36,607.9
Bulgaria	1,609.3	3,853.0	6,752.6	6,819.9
Burkina Faso	226.8	407.0	574.5	613.0
Burundi	128.6	140.8	214.2	276.0
Cambodia	299.6	472.4	782.7	1,158.7
Cameroon	583.1	915.1	1,147.2	1,250.8
Canada	24,124.2	36,189.6	47,445.8	43,248.5
Cabo Verde	1,229.0	2,049.6	3,393.9	3,131.1
Cayman Islands
Central African Republic	245.4	332.9	446.8	306.8
Chad	166.0	660.2	895.9	775.7
Channel Islands	43,299.4	57,209.2
Chile	5,229.2	7,728.6	12,785.1	13,383.9
China	954.6	1,740.1	4,514.9	7,924.7
Colombia	2,472.2	3,386.0	6,250.7	6,056.1
Comoros	372.2	614.9	739.9	..
Congo, Dem. Rep.	397.3	213.3	311.2	456.1
Congo, Rep.	1,035.6	1,737.6	2,953.2	1,851.2
Costa Rica	4,062.3	4,700.0	7,986.0	10,629.8
Cote d'Ivoire	648.8	942.2	1,236.1	1,398.7
Croatia	4,919.6	10,224.2	13,509.2	11,535.8
Cuba	2,749.5	3,786.9	5,688.7	..
Curacao
Cyprus	14,307.4	24,738.0	30,438.9	22,957.4
Czech Republic	5,994.5	13,317.7	19,764.0	17,231.3
Denmark	30,743.6	48,816.8	57,647.7	52,002.2
Djibouti	762.9	910.4	1,358.5	..

Dominica	4,819.9	5,250.4	6,937.3	7,399.3
Dominican Republic	2,802.4	3,681.1	5,442.0	6,373.6
Ecuador	1,451.3	3,021.9	4,657.3	6,248.1
Egypt, Arab Rep.	1,461.0	1,196.7	2,668.0	3,614.7
El Salvador	2,259.9	2,874.3	3,547.1	4,219.4
Equatorial Guinea	1,970.3	13,129.6	17,441.1	11,120.9
Eritrea	199.8	262.1	451.4	..
Estonia	4,070.0	10,338.3	14,641.4	17,295.4
Ethiopia	124.1	161.9	341.9	619.1
Faroe Islands	22,850.4	35,808.8	47,381.5	..
Fiji	2,076.0	3,658.6	3,652.0	4,916.3
Finland	24,253.3	38,969.2	46,205.2	41,920.8
France	22,465.6	34,879.7	40,705.8	36,248.2
French Polynesia	14,530.2
Gabon	4,115.0	6,865.3	9,312.0	8,311.5
Gambia, The	637.1	433.3	562.6	..
Georgia	692.0	1,530.1	2,964.5	3,796.0
Germany	23,718.7	34,696.6	41,788.0	41,219.0
Ghana	264.7	501.7	1,323.1	1,381.4
Greece	12,043.0	22,551.7	26,919.4	18,035.6
Greenland	19,004.0	28,985.4	40,193.7	..
Grenada	5,117.5	6,754.4	7,365.7	9,156.5
Guam
Guatemala	1,650.4	2,064.0	2,806.0	3,903.5
Guinea	340.4	303.8	430.1	531.3
Guinea-Bissau	281.4	401.1	518.6	573.0
Guyana	960.2	1,111.0	2,998.9	4,127.4
Haiti	462.5	465.3	662.3	828.8
Honduras	1,138.1	1,405.8	2,110.8	2,495.6
Hong Kong SAR, China	25,756.7	26,649.8	32,550.0	42,422.9
Hungary	4,619.5	11,156.0	13,009.3	12,259.1
Iceland	31,737.5	56,445.5	41,620.1	50,173.3
India	452.4	729.0	1,387.9	1,581.6
Indonesia	780.1	1,263.5	3,125.2	3,346.5
Iran, Islamic Rep.	1,664.3	3,135.2	6,299.9	..
Iraq	..	1,849.0	4,487.4	4,629.1
Ireland	26,236.4	50,815.6	48,260.7	51,289.7
Isle of Man	20,358.7	36,980.1	64,277.1	..
Israel	21,052.1	20,611.2	30,736.4	35,329.5
Italy	20,051.2	31,959.3	35,851.5	29,847.0
Jamaica	3,448.4	4,238.3	4,902.0	5,137.9
Japan	37,299.6	35,781.2	42,935.3	32,477.2
Jordan	1,774.1	2,360.5	4,054.3	4,940.0
Kazakhstan	1,229.0	3,771.3	9,070.6	10,508.4
Kenya	409.0	530.1	991.9	1,376.7

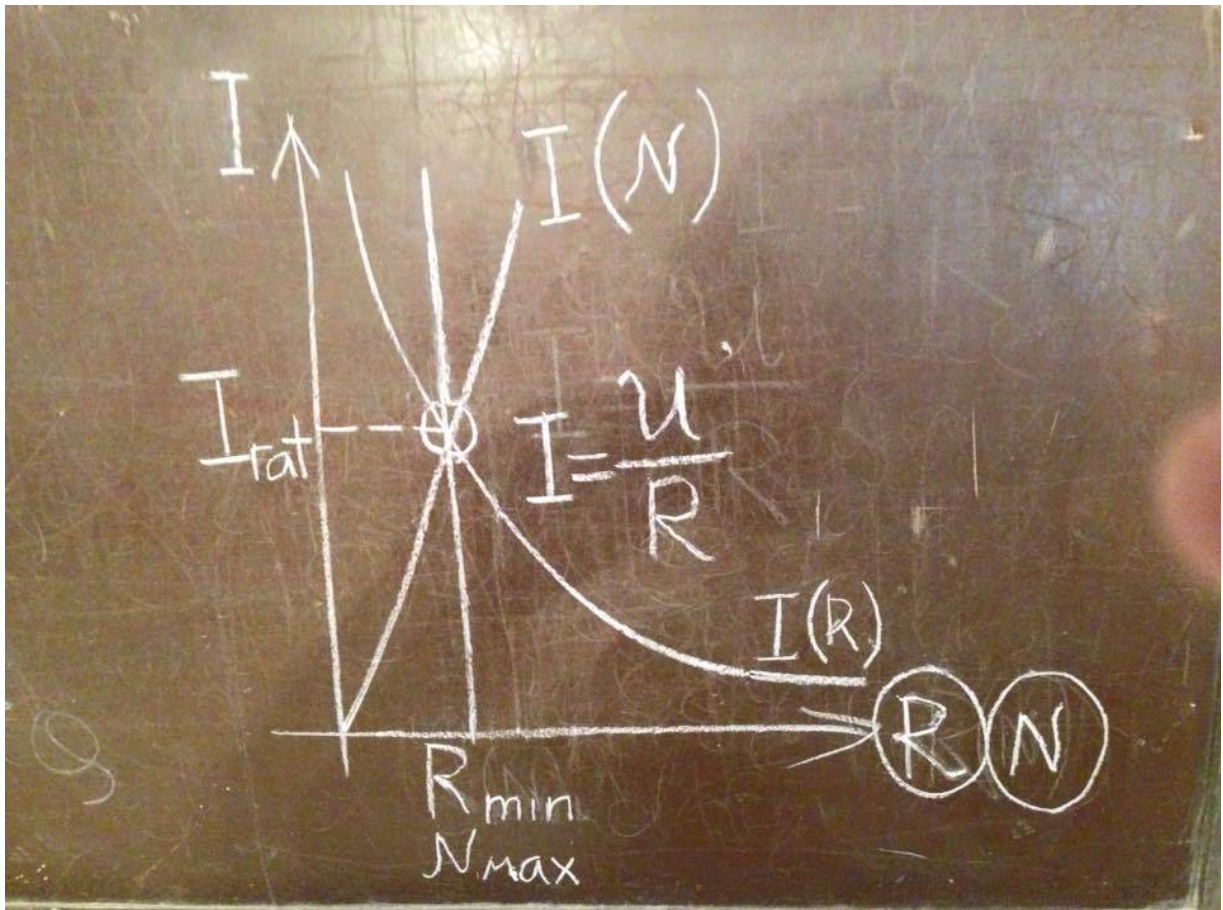
Kiribati	799.9	1,149.7	1,465.5	1,291.9
Korea, Dem. People's Rep.
Korea, Rep.	11,947.6	18,657.5	22,151.2	27,221.5
Kosovo	1,087.8	2,190.6	3,283.2	3,553.4
Kuwait	19,545.2	35,694.4	37,725.1	28,984.6
Kyrgyz Republic	279.6	476.6	880.0	1,103.2
Lao PDR	324.0	476.2	1,147.1	1,812.3
Latvia	3,351.5	7,550.1	11,319.5	13,664.9
Lebanon	5,334.9	5,339.4	8,763.8	8,050.8
Lesotho	415.5	710.5	1,088.0	..
Liberia	182.9	168.2	326.6	455.9
Libya	7,170.4	8,158.9	11,933.8	4,643.3
Liechtenstein	74,631.7	104,996.0	140,102.0	..
Lithuania	3,297.4	7,863.2	11,988.8	14,172.2
Luxembourg	48,992.3	79,494.2	103,267.3	101,450.0
Macao SAR, China	14,127.6	25,830.0	52,604.3	78,585.9
Macedonia, FYR	1,875.1	3,063.6	4,561.2	4,852.7
Madagascar	246.3	275.5	414.1	411.8
Malawi	155.8	286.8	471.2	381.4
Malaysia	4,004.6	5,564.2	9,069.0	9,766.2
Maldives	2,183.0	3,488.5	6,330.8	7,681.1
Mali	267.4	484.8	704.1	744.3
Malta	10,377.0	14,834.4	19,694.1	..
Marshall Islands	2,126.8	2,646.0	3,124.3	..
Mauritania	477.1	692.6	1,207.8	..
Mauritius	3,861.0	5,116.0	7,772.1	9,116.8
Mexico	6,649.7	7,894.0	8,861.5	9,009.3
Micronesia, Fed. Sts.	2,171.0	2,352.6	2,838.4	..
Moldova	354.0	831.2	1,631.5	1,843.2
Monaco	82,537.4	126,599.4	145,221.2	..
Mongolia	474.2	998.8	2,650.3	3,973.4
Montenegro	1,627.0	3,674.5	6,682.3	6,415.0
Morocco	1,328.2	2,023.3	2,857.7	2,871.5
Mozambique	274.7	365.6	417.5	525.0
Myanmar	1,203.5
Namibia	2,059.4	3,582.3	5,143.1	4,695.8
Nepal	231.4	318.7	595.4	732.3
Netherlands	25,921.1	41,577.2	50,341.3	44,433.4
New Caledonia	12,579.6
New Zealand	13,641.1	27,750.9	33,692.2	37,808.0
Nicaragua	1,016.0	1,175.1	1,523.5	2,086.9
Niger	160.2	252.5	351.0	359.0
Nigeria	377.5	804.0	2,315.0	2,640.3
Northern Mariana Islands
Norway	38,146.7	66,775.4	87,646.3	74,734.6

Oman	8,711.0	12,398.6	19,920.6	15,645.1
Pakistan	534.9	714.0	1,043.3	1,429.0
Palau	7,786.6	9,710.2	8,979.0	13,498.7
Panama	4,062.4	4,933.1	7,987.1	13,268.1
Papua New Guinea	655.3	799.4	1,418.9	..
Paraguay	1,545.6	1,507.1	3,225.6	4,160.6
Peru	1,967.2	2,714.5	5,056.3	6,121.9
Philippines	1,039.7	1,196.5	2,145.2	2,899.4
Poland	4,492.7	7,976.1	12,597.5	12,494.5
Portugal	11,502.4	18,784.9	22,540.0	19,222.9
Puerto Rico	16,192.1	21,959.3	26,435.7	..
Qatar	29,926.4	53,207.3	70,870.2	74,667.2
Romania	1,668.2	4,676.3	8,297.5	8,972.9
Russian Federation	1,771.6	5,323.5	10,675.0	9,057.1
Rwanda	216.3	286.6	553.6	697.3
Samoa	1,540.7	2,587.5	3,530.6	3,938.5
San Marino	28,224.2	47,035.7
Sao Tome and Principe	..	824.0	1,142.2	..
Saudi Arabia	8,808.9	13,273.7	18,754.0	20,481.7
Senegal	474.6	772.7	998.1	910.8
Serbia	870.1	3,528.1	5,411.9	5,143.9
Seychelles	7,578.9	11,086.9	10,804.7	15,476.0
Sierra Leone	156.6	321.0	453.0	693.4
Singapore	23,792.6	29,869.9	46,569.7	52,888.7
Sint Maarten (Dutch part)
Slovak Republic	5,402.9	11,631.4	16,554.9	15,962.6
Slovenia	10,227.7	18,169.2	23,438.8	20,713.1
Solomon Islands	1,055.2	882.0	1,276.3	1,982.3
Somalia	551.9
South Africa	3,099.1	5,453.2	7,392.9	5,691.7
South Sudan	1,563.9	730.6
Spain	14,787.8	26,510.7	30,737.8	25,831.6
Sri Lanka	875.4	1,259.8	2,819.7	3,926.2
St. Kitts and Nevis	9,223.8	11,053.7	13,227.0	16,589.1
St. Lucia	4,975.5	5,723.3	7,043.5	7,764.3
St. Martin (French part)
St. Vincent and the Grenadines	3,672.7	5,064.2	6,231.7	6,864.2
Sudan	352.5	661.6	1,421.5	2,089.4
Suriname	1,855.8	3,645.9	8,430.9	8,983.6
Swaziland	1,433.2	2,339.3	2,956.7	3,154.8
Sweden	29,283.0	43,085.4	52,076.4	50,272.9
Switzerland	37,813.2	54,797.5	74,277.1	80,214.7
Syrian Arab Republic	1,181.7	1,591.5
Tajikistan	139.1	339.8	744.2	925.9
Tanzania	308.4	446.2	708.5	864.9

Thailand	2,016.0	2,874.4	5,111.9	5,816.4
Timor-Leste	434.4	501.4	875.8	1,134.4
Togo	265.5	379.2	496.5	548.0
Tonga	1,926.7	2,565.4	3,557.7	..
Trinidad and Tobago	6,431.0	12,323.1	15,840.4	20,444.1
Tunisia	2,247.9	3,218.0	4,176.6	3,872.5
Turkey	4,215.2	7,117.2	10,111.5	9,130.0
Turkmenistan	645.3	1,707.0	4,479.0	6,947.8
Turks and Caicos Islands
Tuvalu	1,458.9	2,252.9	3,238.4	..
Uganda	260.7	321.4	608.8	675.6
Ukraine	635.7	1,828.7	2,974.0	2,115.0
United Arab Emirates	34,207.5	40,298.5	34,341.9	40,438.4
United Kingdom	26,400.7	40,047.9	38,292.9	43,734.0
United States	36,449.9	44,307.9	48,374.1	55,836.8
Uruguay	6,871.9	5,221.0	11,938.3	15,573.9
Uzbekistan	558.2	546.8	1,377.1	2,132.1
Vanuatu	1,469.9	1,886.4	2,965.8	..
Venezuela, RB	4,785.2	5,435.9	13,581.4	..
Vietnam	433.3	699.5	1,333.6	2,111.1
Virgin Islands (U.S.)
West Bank and Gaza	1,476.2	1,455.2	2,338.7	2,866.8
Yemen, Rep.	541.5	817.1	1,310.1	..
Zambia	340.2	691.8	1,456.1	1,307.8
Zimbabwe	535.2	443.2	674.3	890.4
Arab World	2,608.9	3,779.9	5,957.9	6,454.0
Caribbean small states	4,989.6	7,021.2	8,699.5	10,054.9
East Asia & Pacific	3,976.6	4,745.2	7,563.2	9,337.2
East Asia & Pacific (excluding high income)	956.0	1,635.3	3,982.0	6,420.9
Euro area	20,207.1	31,979.6	37,604.3	33,997.9
Europe & Central Asia	11,512.9	19,044.6	23,430.9	22,011.9
Europe & Central Asia (excluding high income)	1,762.0	4,229.7	7,650.8	7,020.4
European Union	18,074.8	28,887.5	33,595.7	31,843.2
Heavily indebted poor countries (HIPC)	327.1	443.2	736.9	856.4
High income	25,446.9	33,559.4	38,982.6	39,576.9
Latin America & Caribbean	4,301.3	5,054.6	8,912.1	8,370.7
Latin America & Caribbean (excluding high income)	4,132.3	4,803.1	8,613.3	8,019.9
Least developed countries: UN classification	324.6	460.5	800.6	954.9
Low & middle income	1,180.2	1,809.5	3,573.1	4,309.7
Low income	267.5	328.9	519.3	615.6
Lower middle income	578.3	866.8	1,692.4	1,988.2
Middle East & North Africa	3,064.5	4,394.5	7,116.0	7,342.3
Middle East & North Africa (excluding high income)	1,621.9	2,277.7	4,106.1	..
Middle income	1,264.6	1,956.3	3,899.4	4,736.7
North America	35,242.1	43,514.1	48,289.7	54,580.0

Not classified
OECD members	23,436.1	30,853.2	35,635.8	35,749.0
Other small states	4,319.3	7,873.3	12,047.9	12,846.3
Pacific island small states	1,772.6	2,576.1	2,925.7	3,668.9
Small states	4,295.4	7,346.8	10,816.6	11,766.1
South Asia	454.0	697.6	1,285.5	1,528.6
Sub-Saharan Africa	550.6	898.4	1,551.2	1,571.3
Sub-Saharan Africa (excluding high income)	549.8	897.3	1,550.2	1,570.0
Upper middle income	1,953.9	3,097.7	6,307.4	7,833.9
World	5,448.7	7,233.9	9,476.5	10,004.9

Coming out from our method and its formulas, strength of competition can be represented by the following graphic illustration:



The USA antimonopoly experience (Please, see Part IV) really has the best results and Herfindahl–Hirschman Index (https://en.wikipedia.org/wiki/Herfindahl_index) very deeply

characterizes the level of competition, but one method cannot be ideally enough for an estimate of this difficult notion - we need a set of multi-factorial evaluations, including ours, Linda (https://en.wikipedia.org/wiki/Market_concentration) and many other deep surveys.

I have great respect to the works of David Ricardo, but in the matter of a perfect competition, I have a different view than he and his critique - John Maynard Keynes.

Ricardo thought, that under perfect competition, a large number of competitors should be equivalent, but Keynes criticized such views of Classics and He claimed, that such competition is not effective and it's necessarily interventions from outside.

I made some news in the understanding of a perfect competition. These novelties are in the natural rationalism of borders (indexes) of a Competition and a human should protect those borders. A large number of competitors should not be without a boundary and it's not necessarily the equivalence of all participants. The large and small plants and animals coexist perfectly in a nature and a market must also be so, but protected from dishonest collusion monopolies. We must always remember a possible negative effect of "short circuit" in conditions of a very large number of competitors after the artificial division of the honest large business objects.

The New "Competitive Management"

The famous Classic School of really genius father's of Management - F. Taylor [11] have naturally mostly general-universal character. More than a century was after the era of this Managerial School and in the new realities I think that we must have intensive special skills of regular operative actions against very many dangerous for local productions and services masked monopolies in "international" business of world of space speeds and technologies.

The managers of new "Competitive Management" [12] must have very good deep micro special skills for estimates of levels of competitiveness [13] on the different sectorized markets and

also for active disorientations of “masked” monopolies by creation of international anti-monopoly police [14] and cooperation with opened in new world internet progressive international organizations and others useful partners.

We see good style of some traditionally talented managers of some honest monopolies and don't want to disturb to them in modern conditions also. For example I want to remember famous H. Ford. “Although Ford did not invent the automobile or the assembly line, he developed and manufactured the first automobile that many middle class Americans could afford. In doing so, Ford converted the automobile from an expensive curiosity into a practical conveyance that would profoundly impact the landscape of the twentieth century. His introduction of the Model T automobile revolutionized transportation and American industry. As the owner of the Ford Motor Company, he became one of the richest and best-known people in the world” [15].

But we don't believe to some opponents, which think, that anti-monopoly actions always are not democratic and these actions make very many harms against free market. So we must say stop to other anti-criminal structures of all states. The masked dishonest monopolies as usually try to receive great incomes by high prices and criminal lies of consumers in quality.

The elementary human conditions and relations have more and more significant role for stimulations of effective activities of businesses. To this we should always remember the brilliant research of great scientists and humanists. For example, “Herzberg proposed the motivator-hygiene theory, also known as the two-factor theory of job satisfaction. According to his theory, people are influenced by two sets of factors. The idea is that hygiene factors will not motivate, but if they are not there, they can lower motivation. These factors could be anything from clean toilets and comfortable chairs, to a reasonable level of pay and job security. Motivational factors will not necessarily lower motivation, but can be responsible for increasing motivation. These factors could involve job recognition, potential for promotion or even the work in itself” [16].

The human conditions and health relations also studied very originally and interesting in works Abraham Maslow, which “subsequently extended the idea to include his observations of

humans' innate curiosity. His theories parallel many other theories of human developmental psychology, some of which focus on describing the stages of growth in humans. Maslow used the terms "physiological", "safety", "belongingness" and "love", "esteem", "self-actualization", and "self-transcendence" to describe the pattern that human motivations generally move through. Maslow studied what he called exemplary people such as Albert Einstein, Jane Addams, Eleanor Roosevelt, and Frederick Douglass rather than mentally ill or neurotic people [17].

I try to note only very important priorities and I think, that in studying these very interesting and most complex issues of public life, student youth should actively use the experience of the American Economic Association [18], Open Online Courses [19], Fulbright Scholar Program [20], Erasmus [21], etc.

Some people believe that state costs for ills, beggars and other social needs disturb to development of necessary monopoly, reduces economic efficiency and living standards in the country. By our calculations, however, it's not so. Conversely, after social supports the market is very active and is given the incentive to produce, since, given for poor population money goes for the purchase of the primary products.

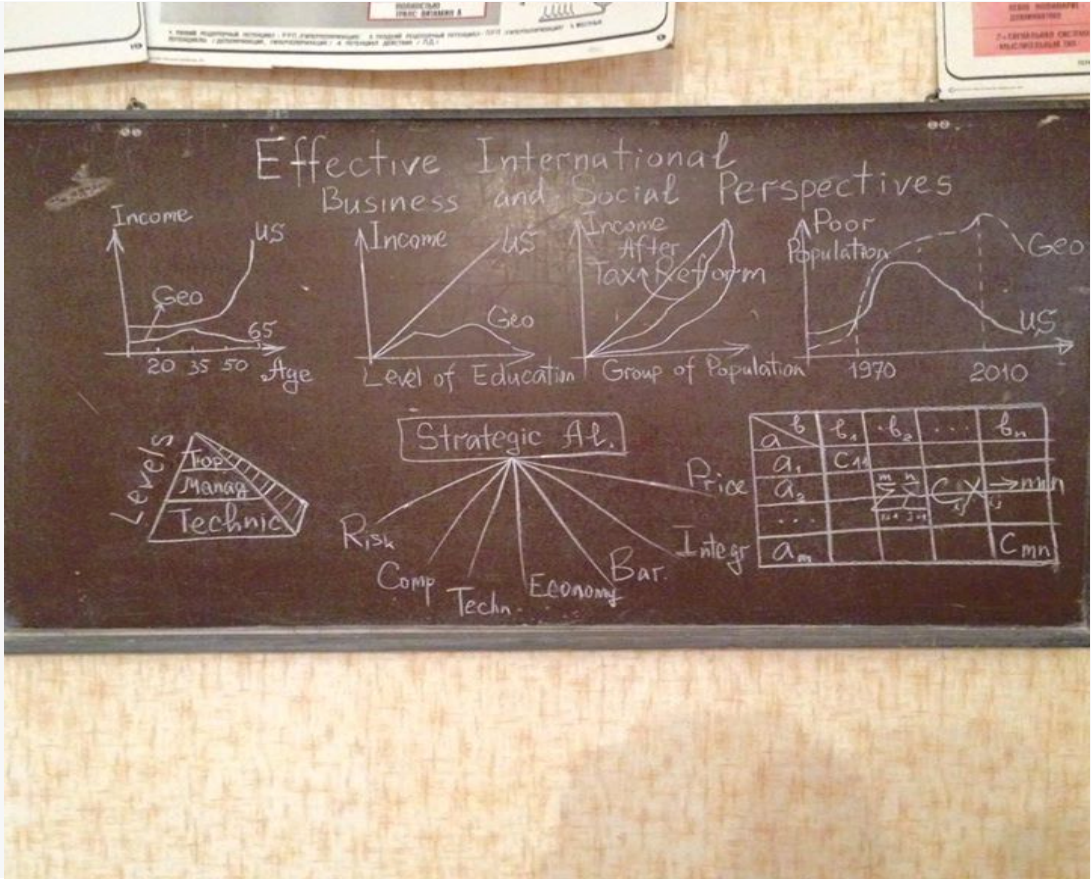
Environmentally friendly production, anti-importing economic mechanisms and stimulation of export potential, in our opinion, will promote of economic growth with traditional rural ecologically clean cooperative farms and mass restoration the best old traditions of the Church economy.

Economically the country can not be independent, if the economy does not have the complete structure of branches and adequate technical base. Machine can not be achieved without the strong scientific base and we must have the strategy for this and concrete ways of implementation for achieve this.

For example, we are sincerely grateful for the first technology park in Georgia, which will give many factors for normal economic policy with more operative priorities, the effective advertising, rational use of lands for active professional people (the complexes with minimal costs and maximal results), the solar and wind energy in home conditions, the large scale use of foreign partners in the Georgian hybrid cars production, etc.

In modern conditions of technical progress, naturally, special professionalism has the most priority for needful development business. This includes also high creative professionalism of government and anti-monopoly structures. Only so we will be able to minimize of poverty's and early disease and mortality's paradoxically growing levels in more and more rich world:

For the minimize of poverty and influences of masked international alliances by Managerial skills.



The Objective Law of Competition

As noted above in a certain sense, after difficult way of research of problems of competition in different countries, I offer original easy interpretation of the objective law of competition on example of base of public and private life – Economy [22; 23]: The less is percent ratio of biggest supplier on the market (till a certain level), the more is competition among entrepreneurs.

With periodical short-time (for history) crisis, production and services of all world economic structure and even its different economic parts grow and grow, but some very difficult dictatorial international policy-economical monopolies disturb natural (rational) distribution of incomes and poverty also grows and grows.

Crisis of World Economy with 2000-2012 years and new real reforms of 2017-2018 years in UN and some big countries show, that we must think together for new effective economic system. In years of dictatorial economic system of USSR (1917-1990), economists often said about problems of communistic relations, but now we were in difficult crisis without Global Communism.

We don't need in different polar ism-s (for example "communism" or "capitalism") – Humans want good life and optimal effective economic structure. We remember, that dictatorial monopolies of state or private sectors made very bad examples in World History.

New America sincerely makes all for a Strong Middle Class and only this will be base of Strong Economy. I like also interesting Healthcare methods of modern UK, German, Russia and Georgia for financial support of Humans in difficult times.

My theory of "real equilibrium" intends real objective equilibrium among private and state sectors of economy. Also, for practice optimal stimulation and Macroeconomic and any other economic structure marginal efficiency in every country, we must support to our effective branches and regions and rationally high level of the most active part of technical basis and after incomes from those elements of Economy, we will be able support nonprofit but necessary economic elements of post-crisis conditions and we will be able make significant State projects for ill and poor population.

For stimulation of marginal efficiency of Economy, I developed [22: 17, 131] EU formulate of effective structural changes' estimate. By my formulation:

$$E = \sum_1^n [(E_{io} + E_{it})/2] \Delta_{ai}$$

when E – Effectiveness of economic structural changes in t time;

E_{io} – Effectiveness of i element of structure for start of t time;

E_{it} – Effectiveness of i element of structure for finish of t time;

Δ_{ai} – percent change (:100) of i element of used resource's structure in t time;

$i=1;2;\dots;n$ – element of structure (branch, region or age group of technique, etc.).

This formulation has different interpretations in conditions of crisis and if $E \geq 0$. World crisis deepened economic disproportions and this ultimately led to necessity of new economic system and success management (rational effective regulation) of finance in international business.

For effective economic competition and minimization of possible harmful monopoly (in first priority almost eternal hidden oligopolistic conspiracies), I define The Force of Economic competition [Ibid: 41-45] approximately as The Force of Electric current. I think, that the less are output of monopoly and excess (non-quality or needless) production (or services) to a certain level, the more is the force of competition.

As we see from the formula, the bad monopoly is resistance for effective economy. This law I saw in my dream and then when I discussed the existing methods, my I_1 is very similar with definitions of Herfindahl-Hirschman Index – HHI [24], but my law adds additional components for different economic situations.

I define two constituents of force (I_0 and I_1) and their integral influence (K):

$$I_0 = U/R_0 ;$$

$$I_1 = U/R_1 ;$$

$K = N \times I_0 \times I_1$,

where U is total production (capacity of market);

R_0 – non-realized production;

R_1 – output of the largest firm (maybe monopoly);

N – number of firms.

Only with wise international antimonopoly economic policy we will be able to form a rich economic structure and win poverty and monopolists' polar distribution of incomes. From science we know, that in information theory, entropy [25] is the measure of the amount of information that is missing before reception and is sometimes referred to as Shannon entropy. Shannon entropy is a broad and general concept which finds applications in information theory as well as thermodynamics. It was originally devised by Claude Shannon in 1948 to study the amount of information in a transmitted message. The definition of the information entropy is, however, quite general, and is expressed in terms of a discrete set of probabilities p_i so that

$$H(X) = - \sum_{i=1}^n p(x_i) \log p(x_i).$$

Georgian Economist V. Papava [26] used this formulation for very interesting estimate of economic structures and with my practical calculations I received very interesting results for estimate of level of rich independence of economic structure of world economy and macro and microeconomic objects.

As we see, each concrete difficult economic situation in world economy demands collective actions of all countries with structure of UN and appropriate deep inter-political, macroeconomic-math and micro-scheme (graphic) analysis of retro, current and perspective epoch periods, exposure of international monopolies, collective development of money and tax reforms, work out of principle-mathematical models and progressive business programs. Only in this way and taking into account the truth of the greatest American experience [27], we can achieve real economic independence

Part V. American Studies on Economic Wonderworks and Goodness: My Half-Century Sincere Love and Scientific Interests

I was born in the era of atheistic communism, but on Christmas Day and always felt the power of God. Consequently, I secretly prayed in my heart and also secretly listened to the Voice of America on Radio. Naturally, many sincere believers lived in the era of the communist system, but this system was the most cruel in world history. My family (in time of politician grandfather) remembers the cruelty of 1937 (the well-known film "Repentance" was filmed in our old house), when 3 incompetent embittered people could arrange the repression of almost anyone (even the fascists did not have such methods) - from the ordinary citizen to the royal dynasty. This went on and on. I remember how my mother, who was a culture doer, showered money on the stairs of a provocateur who offered bribes, but even so she were without work for many years. Even I was criticized in my school years. One high-ranking "official" made a very strict remarks to my "unrealistic" (in his opinion) thoughts when I tried to see humane actions in the youth organization and used quotes on freedom and independence.

In the Second World War, America, with the anti-fascist coalition, helped to the USSR, which, despite its huge army and brutal treatment of soldiers, had far more damage than fascist Germany.

From school years, I started economic-math-graphical comparisons and became convinced of the merits of the American way of life. I became the first member of the New York Academy of Political Sciences in the post-Soviet area and have thoroughly studied the practice of free economic zones and after this I am very glad that I met with excellent scientists of American Studies in Georgia - V. Kacharava and E. Medzmariashvili.

I should especially mention (with sincere love of America) the professionals of the ODC (J. Sappia, D. Fetherlin, S. Powell, K. Reber, etc.) - American "The Open Door Center" works in Georgia only several years and already received the truly deserved love among of wishers of American studies for the open - warm and quality teaching in Georgia. The Center staffed by American citizens, who are in cooperation with their families in the Georgian state and private universities and distinguished with the greatest love to Georgians and our culture. Here specialists read lectures about American life and with the knowledge of the English language, Georgians receive unique knowledge about American statehood and effective economic organization, which are especially needed for difficult processes of the construction of economic independence in the conditions of globalization.

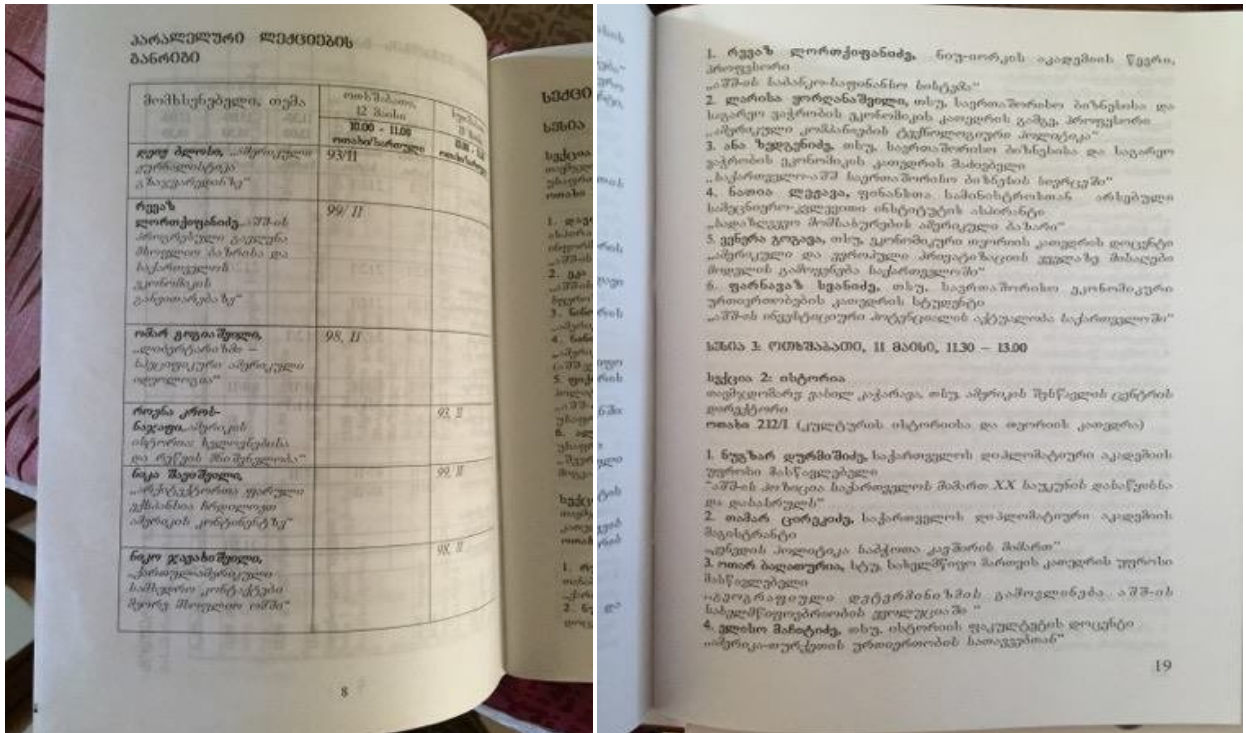
By data from International Monetary Fund [28], in the US, we see the necessary sharp increase in industrial production and exports of goods, which is very good and this should be the strategic goal for any country. It is very difficult to develop science and industry, but it is very necessary for employment and progress. Some countries focus on the non-real sectors of the economy, which in the beginning gives income, but then we see sharp declines. Thanks to America for a good example and clarity, that a wise economic reform can give significant results.

I think, The US Banking-Financial-Reserve System is Effective and does not use violent methods. Taxes and Bank interests in America are minimal and favorable for economic growth. They are used in the place with reasonable regulation on the part of the state. Any system has lacks, but the example the US in this plan is special and has the right on general praise.

The economic reforms in The USA make rarely good tax and investment conditions for American People and other big and small countries also. We see, that without The USA and other progressive international forces, the small countries cannot win in difficult war against problems of integration, different dependent competition, stagnation of poor economy, health, insurance, etc.

After some economic slowdowns, I am very happy, that America, thanks to Donald Trump economic reforms, has once again become strong. I want to present the main thoughts of my 9

scientific papers on the international conferences of American Studies and my follow-up studies [29-38], which show my theoretical platform for urgent practice for the UN and in international economic relations:



The computers and machines of The USA and UK are significant base of creation of World market. They stimulate (with Internet) and will stimulate economic development and living level in Europe and all Nations. Without Global Internet Control, some hellish tyrant kings of empires and small countries, provocateur state dictators and their servile business had big incomes, but they did not want to see easy problems of people. We hope, that Great American International Companies (Microsoft Corporation, IBM, Boeing, General Motors and Ford Motor...) will be partners of young Georgian business.

From elementary economic textbooks, we find out, that a business may be privately owned is three different forms. These forms are the sole proprietorship, the partnership and the corporation. For example, more than 80 per cent of all businesses in the United States are sole proprietorships. Individual business solves the most complicated problem of employment. But it is evident that sole proprietorships do not do the greatest volume of business. They account for

only 16 per cent of all business receipts, for example, in America. First of all, the sole proprietorship is service industries such as small comfortable preventive agro-industrial workshops, different repair shops, beauty shops, restaurants, laundromats. The sole proprietorship is the most common in many western countries also. The modern economic policy in developing countries should base on creation of such favorable conditions for small business.

We remember, that during Reagan's board in the White House, the maximal surtax with 70 was reduced up to a 28-percent level. However, as the author concludes, time has confirmed, that Reagan's genially noble radical reform has a little outstripped the future.

After research of American Economy, I worked out my theory of "Objective equilibrium realism", brings idea of a "Line of the God" in model of equilibrium balance, notices paradox of the prices (which can be caused only by will of the God: also by analogy of the physics theory of growth of weight at the big speeds), offers optimization of taxes (near 50-percent level). With American examples of economic laws, I developed EU formulation for stimulation of effective structural changes in practice of economical reforms. For stimulation of Reforms' marginal efficiency, my "Law of Competition" defines The Force of economic competition approximately as The Force of electrical current.

Since the Great Depression (30s of the 20th century), the debate between the neoclassical supporters of the "Invisible Hand" of Adam Smith's competition and the supporters of Keynesian regulation has become more acute. Some of them disclaimed the "invisible hand" in general and the new American neoclassical synthesis came as an intermediary. My goal - not a criticism of Smith - author of this report think Smith was a genius for his era, but, naturally, with human errors. My goal is to remove the established understanding from the time of Smith and to the present method of Herfindahl-Hirschman (from times before of the very significant current economic reform. I guess, that current reform will change this situation and will use my method also) that a large number of competitors determine the perfectness of competition. With such an imperfect method, we can erroneously divide the effective local big business or prevent the

merger of business in a decent way, violate the presumption of innocence of the local entrepreneurs and create favorable conditions for secret collusions of external dishonest "businesslike" activities. Based on these calculations, author recommends the delegation of such management functions in the lowland, as the far organization of management offices, business plans, financial analysis, marketing research and a provision of a technology to the high-mountain network. My report is against those, who thinks for destroying and dividing into parts of effective big business and grate progressive countries. They must understand, that the problem is not in a size of business and country, but in the sincerity and practicability. We don't need the market of numerous only monotonous "ants" - we need a diverse protected market, like the seasons and parts of the day and night alternate each other.

I think, that the US Progressive Influence for the Development of the World Market and the Georgian Economy is historical. In my opinion, the technique-technology development is the basis of the production generalization. The machine industrial revolution and the discovery of the America made the fragments of a world market. The USA Internet concludes this significant process. I want to mark especially - the historical merit of The United States of America in the common progress are: 1) the true for the ideas of the freedom and democracy, the very active participation in the creation of the UN and anti-terror coalition; 2) the achievement of the high living standards through monetary free market model; 3) the financial – intellectual supports of the poor developing countries. The contemporaneous anticorruption reforms in the Georgia economy and their precise engaging methods are necessary for the reinforcement American state and private investments. I guess, that God solves finally all questions of economic development. Globalization is inevitable result of scientific-technical progress, but it does not mean, that the small countries will lose originality. On the contrary. We have to use globalization for economic prosperity of developing countries. Undoubtedly, the United States of America helps to essentially reforming modern Georgia and all World in this fantastically hard deed.

Part VI. The Greatest Antitrust Experience and Real Reforms of New America

The main reasons for the stable success and modern breakthrough of the American economy at an unprecedented rates - is the existence of antitrust experience and highly qualified experienced economists in government. I will focus on the key points for the necessary knowledge to future specialists.

"Amazing" Growth

<https://www.voanews.com/a/white-house-economic-adviser-sees-sustainable-us-growth/4504959.html>

President Donald Trump "deserves a victory lap," with "low tax rates, rolling back regulations, opening up energy, for example. Trade reform I think is already paying off. The fundamentals of the economy look really good." He said "business investment spending is really booming. That's a productivity creator. That's a job creator. That's a wage creator for ordinary mainstream folks, terribly important." The U.S. was on track to hit its highest annual growth rate in its gross domestic product...

Sherman Antitrust Act

https://en.wikipedia.org/wiki/Sherman_Antitrust_Act

The Sherman Antitrust Act (Sherman Act, 26 Stat. 209, 15 U.S.C. §§ 1–7) is the foundational federal statute in the development of United States antitrust law (or "competition law"), passed by Congress in 1890 under the presidency of Benjamin Harrison.

The Sherman Act broadly prohibits anticompetitive agreements and unilateral conduct that monopolizes or attempts to monopolize the relevant market. The Act authorizes the Department of Justice to bring suits to enjoin (i.e. prohibit) conduct violating the Act, and additionally authorizes private parties injured by conduct violating the Act to bring suits for treble damages (i.e. three times as much money in damages as the violation cost them). Over time, the federal courts have developed a body of law under the Sherman Act making certain types of anticompetitive conduct per se illegal, and subjecting other types of conduct to case-by-case analysis regarding whether the conduct unreasonably restrains trade.

The law attempts to prevent the artificial raising of prices by restriction of trade or supply. "Innocent monopoly", or monopoly achieved solely by merit, is perfectly legal, but acts by a monopolist to artificially preserve that status, or nefarious dealings to create a monopoly, are not. The purpose of the Sherman Act is not to protect competitors from harm from legitimately successful businesses, nor to prevent businesses from gaining honest profits from consumers, but rather to preserve a competitive marketplace to protect consumers from abuses.

*DEPARTMENT OF JUSTICE AND FEDERAL TRADE COMMISSION: ANTITRUST POLICY
STATEMENT ON SHARING OF CYBERSECURITY INFORMATION*

*<https://www.justice.gov/atr/file/761131/download>
<https://www.justice.gov/sites/default/files/atr/legacy/2014/04/10/305027.pdf>*

Executive Summary Cyber threats are becoming increasingly more common, more sophisticated, and more dangerous. One way that private entities may defend against cyber attacks is by sharing technical cyber threat information – such as threat signatures, indicators, and alerts – with each other. Today, much of this sharing is taking place. Some private entities may, however, be hesitant to share cyber threat information with others, especially competitors, because they believe such sharing may raise antitrust issues. Through this Statement, the Department of Justice’s Antitrust Division (the “Division”) and the Federal Trade Commission (the “Commission” or “FTC”) (collectively, the “Agencies”) explain their analytical framework for information sharing and make it clear that they do not believe that antitrust is – or should be

– a roadblock to legitimate cybersecurity information sharing. Cyber threat information typically is very technical in nature and very different from the sharing of competitively sensitive information such as current or future prices and output or business plans.

THE UNATED STATES: DEPARTMENT OF JUSTICE

<http://www.justice.gov/atr/public/guidelines/hhi.html>

HERFINDAL-HIRSCHMAN INDEX

The term “HHI” means the Herfindahl–Hirschman Index, a commonly accepted measure of market concentration. The HHI is calculated by squaring the market share of each firm competing in the market and then summing the resulting numbers. For example, for a market consisting of four firms with shares of 30, 30, 20, and 20 percent, the HHI is 2,600 ($30^2 + 30^2 + 20^2 + 20^2 = 2,600$).

The HHI takes into account the relative size distribution of the firms in a market. It approaches zero when a market is occupied by a large number of firms of relatively equal size and reaches its maximum of 10,000 points when a market is controlled by a single firm. The HHI increases both as the number of firms in the market decreases and as the disparity in size between those firms increases.

The agencies generally consider markets in which the HHI is between 1,500 and 2,500 points to be moderately concentrated, and consider markets in which the HHI is in excess of 2,500 points to be highly concentrated. See U.S. Department of Justice & FTC, *Horizontal Merger Guidelines § 5.2* (2010). Transactions that increase the HHI by more than 200 points in highly concentrated markets are presumed likely to enhance market power under the *Horizontal Merger Guidelines* issued by the Department of Justice and the Federal Trade Commission.

U.S. Department of Justice and the Federal Trade Commission

<http://www.justice.gov/atr/public/guidelines/hmg-2010.html>

Issued: August 19, 2010

1. Overview

These Guidelines outline the principal analytical techniques, practices, and the enforcement policy of the Department of Justice and the Federal Trade Commission (the “Agencies”) with respect to mergers and acquisitions involving actual or potential competitors (“horizontal mergers”) under the federal antitrust laws.¹ The relevant statutory provisions include Section 7 of the Clayton Act, 15 U.S.C. § 18, Sections 1 and 2 of the Sherman Act, 15 U.S.C. § 1, 2, and Section 5 of the Federal

Trade Commission Act, 15 U.S.C. § 45. Most particularly, Section 7 of the Clayton Act prohibits mergers if “in any line of commerce or in any activity affecting commerce in any section of the country, the effect of such acquisition may be substantially to lessen competition, or to tend to create a monopoly.”

The Agencies seek to identify and challenge competitively harmful mergers while avoiding unnecessary interference with mergers that are either competitively beneficial or neutral. Most merger analysis is necessarily predictive, requiring an assessment of what will likely happen if a merger proceeds as compared to what will likely happen if it does not. Given this inherent need for prediction, these Guidelines reflect the congressional intent that merger enforcement should interdict competitive problems in their incipiency and that certainty about anticompetitive effect is seldom possible and not required for a merger to be illegal.

These Guidelines describe the principal analytical techniques and the main types of evidence on which the Agencies usually rely to predict whether a horizontal merger may substantially lessen competition. They are not intended to describe how the Agencies analyze cases other than horizontal mergers. These Guidelines are intended to assist the business community and antitrust practitioners by increasing the transparency of the analytical process underlying the Agencies’ enforcement decisions. They may also assist the courts in developing an appropriate framework for interpreting and applying the antitrust laws in the horizontal merger context.

These Guidelines should be read with the awareness that merger analysis does not consist of uniform application of a single methodology. Rather, it is a fact-specific process through which the Agencies, guided by their extensive experience, apply a range of analytical tools to the reasonably available and reliable evidence to evaluate competitive concerns in a limited period of time. Where these Guidelines provide examples, they are illustrative and do not exhaust the applications of the relevant principle.²

The unifying theme of these Guidelines is that mergers should not be permitted to create, enhance, or entrench market power or to facilitate its exercise. For simplicity of exposition, these Guidelines generally refer to all of these effects as enhancing market power. A merger enhances market power if it is likely to encourage one or more firms to raise price, reduce output, diminish innovation, or otherwise harm customers as a result of diminished competitive constraints or incentives. In evaluating how a merger will likely change a firm’s behavior, the Agencies focus primarily on how the merger affects conduct that would be most profitable for the firm.

A merger can enhance market power simply by eliminating competition between the merging parties. This effect can arise even if the merger causes no changes in the way other firms behave. Adverse competitive effects arising in this manner are referred to as “unilateral effects.” A merger also can enhance market power by increasing the risk of coordinated, accommodating, or interdependent behavior among rivals. Adverse competitive effects arising in this manner are referred to as “coordinated effects.” In any given case, either or both types of effects may be present, and the distinction between them may be blurred.

These Guidelines principally describe how the Agencies analyze mergers between rival suppliers that may enhance their market power as sellers. Enhancement of market power by sellers often elevates the prices charged to customers. For simplicity of exposition, these Guidelines generally discuss the analysis in terms of such price effects. Enhanced market power can also be manifested in

non-price terms and conditions that adversely affect customers, including reduced product quality, reduced product variety, reduced service, or diminished innovation. Such non-price effects may coexist with price effects, or can arise in their absence. When the Agencies investigate whether a merger may lead to a substantial lessening of non-price competition, they employ an approach analogous to that used to evaluate price competition. Enhanced market power may also make it more likely that the merged entity can profitably and effectively engage in exclusionary conduct. Regardless of how enhanced market power likely would be manifested, the Agencies normally evaluate mergers based on their impact on customers. The Agencies examine effects on either or both of the direct customers and the final consumers. The Agencies presume, absent convincing evidence to the contrary, that adverse effects on direct customers also cause adverse effects on final consumers.

Enhancement of market power by buyers, sometimes called “monopsony power,” has adverse effects comparable to enhancement of market power by sellers. The Agencies employ an analogous framework to analyze mergers between rival purchasers that may enhance their market power as buyers. See Section 12.

2. Evidence of Adverse Competitive Effects

The Agencies consider any reasonably available and reliable evidence to address the central question of whether a merger may substantially lessen competition. This section discusses several categories and sources of evidence that the Agencies, in their experience, have found most informative in predicting the likely competitive effects of mergers. The list provided here is not exhaustive. In any given case, reliable evidence may be available in only some categories or from some sources. For each category of evidence, the Agencies consider evidence indicating that the merger may enhance competition as well as evidence indicating that it may lessen competition.

2.1 Types of Evidence

2.1.1 Actual Effects Observed in Consummated Mergers

When evaluating a consummated merger, the ultimate issue is not only whether adverse competitive effects have already resulted from the merger, but also whether such effects are likely to arise in the future. Evidence of observed post-merger price increases or other changes adverse to customers is given substantial weight. The Agencies evaluate whether such changes are anticompetitive effects resulting from the merger, in which case they can be dispositive. However, a consummated merger may be anticompetitive even if such effects have not yet been observed, perhaps because the merged firm may be aware of the possibility of post-merger antitrust review and moderating its conduct. Consequently, the Agencies also consider the same types of evidence they consider when evaluating unconsummated mergers.

2.1.2 Direct Comparisons Based on Experience

The Agencies look for historical events, or “natural experiments,” that are informative regarding the competitive effects of the merger. For example, the Agencies may examine the impact of recent mergers, entry, expansion, or exit in the relevant market. Effects of analogous events in similar markets may also be informative.

The Agencies also look for reliable evidence based on variations among similar markets. For example, if the merging firms compete in some locales but not others, comparisons of prices charged in regions where they do and do not compete may be informative regarding post-merger prices. In some cases, however, prices are set on such a broad geographic basis that such comparisons are not informative. The Agencies also may examine how prices in similar markets vary with the number of significant competitors in those markets.

2.1.3 Market Shares and Concentration in a Relevant Market

The Agencies give weight to the merging parties' market shares in a relevant market, the level of concentration, and the change in concentration caused by the merger. See Sections 4 and 5. Mergers that cause a significant increase in concentration and result in highly concentrated markets are presumed to be likely to enhance market power, but this presumption can be rebutted by persuasive evidence showing that the merger is unlikely to enhance market power.

2.1.4 Substantial Head-to-Head Competition

The Agencies consider whether the merging firms have been, or likely will become absent the merger, substantial head-to-head competitors. Such evidence can be especially relevant for evaluating adverse unilateral effects, which result directly from the loss of that competition. See Section 6. This evidence can also inform market definition. See Section 4.

2.1.5 Disruptive Role of a Merging Party

The Agencies consider whether a merger may lessen competition by eliminating a "maverick" firm, i.e., a firm that plays a disruptive role in the market to the benefit of customers. For example, if one of the merging firms has a strong incumbency position and the other merging firm threatens to disrupt market conditions with a new technology or business model, their merger can involve the loss of actual or potential competition. Likewise, one of the merging firms may have the incentive to take the lead in price cutting or other competitive conduct or to resist increases in industry prices. A firm that may discipline prices based on its ability and incentive to expand production rapidly using available capacity also can be a maverick, as can a firm that has often resisted otherwise prevailing industry norms to cooperate on price setting or other terms of competition.

2.2 Sources of Evidence

The Agencies consider many sources of evidence in their merger analysis. The most common sources of reasonably available and reliable evidence are the merging parties, customers, other industry participants, and industry observers.

2.2.1 Merging Parties

The Agencies typically obtain substantial information from the merging parties. This information can take the form of documents, testimony, or data, and can consist of descriptions of competitively relevant conditions or reflect actual business conduct and decisions. Documents created in the normal course are more probative than documents created as advocacy materials in merger review. Documents describing industry conditions can be informative regarding the operation of the market and how a firm identifies and assesses its rivals, particularly when business decisions are made in

reliance on the accuracy of those descriptions. The business decisions taken by the merging firms also can be informative about industry conditions. For example, if a firm sets price well above incremental cost, that normally indicates either that the firm believes its customers are not highly sensitive to price (not in itself of antitrust concern, see Section 4.1.3³) or that the firm and its rivals are engaged in coordinated interaction (see Section 7). Incremental cost depends on the relevant increment in output as well as on the time period involved, and in the case of large increments and sustained changes in output it may include some costs that would be fixed for smaller increments of output or shorter time periods.

Explicit or implicit evidence that the merging parties intend to raise prices, reduce output or capacity, reduce product quality or variety, withdraw products or delay their introduction, or curtail research and development efforts after the merger, or explicit or implicit evidence that the ability to engage in such conduct motivated the merger, can be highly informative in evaluating the likely effects of a merger. Likewise, the Agencies look for reliable evidence that the merger is likely to result in efficiencies. The Agencies give careful consideration to the views of individuals whose responsibilities, expertise, and experience relating to the issues in question provide particular indicia of reliability. The financial terms of the transaction may also be informative regarding competitive effects. For example, a purchase price in excess of the acquired firm's stand-alone market value may indicate that the acquiring firm is paying a premium because it expects to be able to reduce competition or to achieve efficiencies.

2.2.2 Customers

Customers can provide a variety of information to the Agencies, ranging from information about their own purchasing behavior and choices to their views about the effects of the merger itself.

Information from customers about how they would likely respond to a price increase, and the relative attractiveness of different products or suppliers, may be highly relevant, especially when corroborated by other evidence such as historical purchasing patterns and practices. Customers also can provide valuable information about the impact of historical events such as entry by a new supplier.

The conclusions of well-informed and sophisticated customers on the likely impact of the merger itself can also help the Agencies investigate competitive effects, because customers typically feel the consequences of both competitively beneficial and competitively harmful mergers. In evaluating such evidence, the Agencies are mindful that customers may oppose, or favor, a merger for reasons unrelated to the antitrust issues raised by that merger.

When some customers express concerns about the competitive effects of a merger while others view the merger as beneficial or neutral, the Agencies take account of this divergence in using the information provided by customers and consider the likely reasons for such divergence of views. For example, if for regulatory reasons some customers cannot buy imported products, while others can, a merger between domestic suppliers may harm the former customers even if it leaves the more flexible customers unharmed. See Section 3.

When direct customers of the merging firms compete against one another in a downstream market, their interests may not be aligned with the interests of final consumers, especially if the direct customers expect to pass on any anticompetitive price increase. A customer that is protected from

adverse competitive effects by a long-term contract, or otherwise relatively immune from the merger's harmful effects, may even welcome an anticompetitive merger that provides that customer with a competitive advantage over its downstream rivals.

Example 1: As a result of the merger, Customer C will experience a price increase for an input used in producing its final product, raising its costs. Customer C's rivals use this input more intensively than Customer C, and the same price increase applied to them will raise their costs more than it raises Customer C's costs. On balance, Customer C may benefit from the merger even though the merger involves a substantial lessening of competition.

2.2.3 Other Industry Participants and Observers

Suppliers, indirect customers, distributors, other industry participants, and industry analysts can also provide information helpful to a merger inquiry. The interests of firms selling products complementary to those offered by the merging firms often are well aligned with those of customers, making their informed views valuable.

Information from firms that are rivals to the merging parties can help illuminate how the market operates. The interests of rival firms often diverge from the interests of customers, since customers normally lose, but rival firms gain, if the merged entity raises its prices. For that reason, the Agencies do not routinely rely on the overall views of rival firms regarding the competitive effects of the merger. However, rival firms may provide relevant facts, and even their overall views may be instructive, especially in cases where the Agencies are concerned that the merged entity may engage in exclusionary conduct.

Example 2: Merging Firms A and B operate in a market in which network effects are significant, implying that any firm's product is significantly more valuable if it commands a large market share or if it is interconnected with others that in aggregate command such a share. Prior to the merger, they and their rivals voluntarily interconnect with one another. The merger would create an entity with a large enough share that a strategy of ending voluntary interconnection would have a dangerous probability of creating monopoly power in this market. The interests of rivals and of consumers would be broadly aligned in preventing such a merger.

3. Targeted Customers and Price Discrimination

When examining possible adverse competitive effects from a merger, the Agencies consider whether those effects vary significantly for different customers purchasing the same or similar products. Such differential impacts are possible when sellers can discriminate, e.g., by profitably raising price to certain targeted customers but not to others. The possibility of price discrimination influences market definition (see Section 4), the measurement of market shares (see Section 5), and the evaluation of competitive effects (see Sections 6 and 7).

When price discrimination is feasible, adverse competitive effects on targeted customers can arise, even if such effects will not arise for other customers. A price increase for targeted customers may be profitable even if a price increase for all customers would not be profitable because too many other customers would substitute away. When discrimination is reasonably likely, the Agencies may evaluate competitive effects separately by type of customer. The Agencies may have access to

information unavailable to customers that is relevant to evaluating whether discrimination is reasonably likely.

For price discrimination to be feasible, two conditions typically must be met: differential pricing and limited arbitrage.

First, the suppliers engaging in price discrimination must be able to price differently to targeted customers than to other customers. This may involve identification of individual customers to which different prices are offered or offering different prices to different types of customers based on observable characteristics.

Example 3: Suppliers can distinguish large buyers from small buyers. Large buyers are more likely than small buyers to self-supply in response to a significant price increase. The merger may lead to price discrimination against small buyers, harming them, even if large buyers are not harmed. Such discrimination can occur even if there is no discrete gap in size between the classes of large and small buyers.

In other cases, suppliers may be unable to distinguish among different types of customers but can offer multiple products that sort customers based on their purchase decisions.

Second, the targeted customers must not be able to defeat the price increase of concern by arbitrage, e.g., by purchasing indirectly from or through other customers. Arbitrage may be difficult if it would void warranties or make service more difficult or costly for customers. Arbitrage is inherently impossible for many services. Arbitrage between customers at different geographic locations may be impractical due to transportation costs. Arbitrage on a modest scale may be possible but sufficiently costly or limited that it would not deter or defeat a discriminatory pricing strategy.

4. Market Definition

When the Agencies identify a potential competitive concern with a horizontal merger, market definition plays two roles. First, market definition helps specify the line of commerce and section of the country in which the competitive concern arises. In any merger enforcement action, the Agencies will normally identify one or more relevant markets in which the merger may substantially lessen competition. Second, market definition allows the Agencies to identify market participants and measure market shares and market concentration. See Section 5. The measurement of market shares and market concentration is not an end in itself, but is useful to the extent it illuminates the merger's likely competitive effects.

The Agencies' analysis need not start with market definition. Some of the analytical tools used by the Agencies to assess competitive effects do not rely on market definition, although evaluation of competitive alternatives available to customers is always necessary at some point in the analysis.

Evidence of competitive effects can inform market definition, just as market definition can be informative regarding competitive effects. For example, evidence that a reduction in the number of significant rivals offering a group of products causes prices for those products to rise significantly can itself establish that those products form a relevant market. Such evidence also may more directly predict the competitive effects of a merger, reducing the role of inferences from market definition and market shares. Where analysis suggests alternative and reasonably plausible candidate markets,

and where the resulting market shares lead to very different inferences regarding competitive effects, it is particularly valuable to examine more direct forms of evidence concerning those effects.

Market definition focuses solely on demand substitution factors, i.e., on customers' ability and willingness to substitute away from one product to another in response to a price increase or a corresponding non-price change such as a reduction in product quality or service. The responsive actions of suppliers are also important in competitive analysis. They are considered in these Guidelines in the sections addressing the identification of market participants, the measurement of market shares, the analysis of competitive effects, and entry.

Customers often confront a range of possible substitutes for the products of the merging firms. Some substitutes may be closer, and others more distant, either geographically or in terms of product attributes and perceptions. Additionally, customers may assess the proximity of different products differently. When products or suppliers in different geographic areas are substitutes for one another to varying degrees, defining a market to include some substitutes and exclude others is inevitably a simplification that cannot capture the full variation in the extent to which different products compete against each other. The principles of market definition outlined below seek to make this inevitable simplification as useful and informative as is practically possible. Relevant markets need not have precise metes and bounds.

Defining a market broadly to include relatively distant product or geographic substitutes can lead to misleading market shares. This is because the competitive significance of distant substitutes is unlikely to be commensurate with their shares in a broad market. Although excluding more distant substitutes from the market inevitably understates their competitive significance to some degree, doing so often provides a more accurate indicator of the competitive effects of the merger than would the alternative of including them and overstating their competitive significance as proportional to their shares in an expanded market.

Example 4: Firms A and B, sellers of two leading brands of motorcycles, propose to merge. If Brand A motorcycle prices were to rise, some buyers would substitute to Brand B, and some others would substitute to cars. However, motorcycle buyers see Brand B motorcycles as much more similar to Brand A motorcycles than are cars. Far more cars are sold than motorcycles. Evaluating shares in a market that includes cars would greatly underestimate the competitive significance of Brand B motorcycles in constraining Brand A's prices and greatly overestimate the significance of cars.

Market shares of different products in narrowly defined markets are more likely to capture the relative competitive significance of these products, and often more accurately reflect competition between close substitutes. As a result, properly defined antitrust markets often exclude some substitutes to which some customers might turn in the face of a price increase even if such substitutes provide alternatives for those customers. However, a group of products is too narrow to constitute a relevant market if competition from products outside that group is so ample that even the complete elimination of competition within the group would not significantly harm either direct customers or downstream consumers. The hypothetical monopolist test (see Section 4.1.1) is designed to ensure that candidate markets are not overly narrow in this respect.

The Agencies implement these principles of market definition flexibly when evaluating different possible candidate markets. Relevant antitrust markets defined according to the hypothetical

monopolist test are not always intuitive and may not align with how industry members use the term “market.”

Section 4.1 describes the principles that apply to product market definition, and gives guidance on how the Agencies most often apply those principles. Section 4.2 describes how the same principles apply to geographic market definition. Although discussed separately for simplicity of exposition, the principles described in Sections 4.1 and 4.2 are combined to define a relevant market, which has both a product and a geographic dimension. In particular, the hypothetical monopolist test is applied to a group of products together with a geographic region to determine a relevant market.

4.1 Product Market Definition

When a product sold by one merging firm (Product A) competes against one or more products sold by the other merging firm, the Agencies define a relevant product market around Product A to evaluate the importance of that competition. Such a relevant product market consists of a group of substitute products including Product A. Multiple relevant product markets may thus be identified.

4.1.1 The Hypothetical Monopolist Test

The Agencies employ the hypothetical monopolist test to evaluate whether groups of products in candidate markets are sufficiently broad to constitute relevant antitrust markets. The Agencies use the hypothetical monopolist test to identify a set of products that are reasonably interchangeable with a product sold by one of the merging firms.

The hypothetical monopolist test requires that a product market contain enough substitute products so that it could be subject to post-merger exercise of market power significantly exceeding that existing absent the merger. Specifically, the test requires that a hypothetical profit-maximizing firm, not subject to price regulation, that was the only present and future seller of those products (“hypothetical monopolist”) likely would impose at least a small but significant and non-transitory increase in price (“SSNIP”) on at least one product in the market, including at least one product sold by one of the merging firms.⁴ For the purpose of analyzing this issue, the terms of sale of products outside the candidate market are held constant. The SSNIP is employed solely as a methodological tool for performing the hypothetical monopolist test; it is not a tolerance level for price increases resulting from a merger.

Groups of products may satisfy the hypothetical monopolist test without including the full range of substitutes from which customers choose. The hypothetical monopolist test may identify a group of products as a relevant market even if customers would substitute significantly to products outside that group in response to a price increase.

Example 5: Products A and B are being tested as a candidate market. Each sells for \$100, has an incremental cost of \$60, and sells 1200 units. For every dollar increase in the price of Product A, for any given price of Product B, Product A loses twenty units of sales to products outside the candidate market and ten units of sales to Product B, and likewise for Product B. Under these conditions, economic analysis shows that a hypothetical profit-maximizing monopolist controlling Products A and B would raise both of their prices by ten percent, to \$110. Therefore, Products A and B satisfy the hypothetical monopolist test using a five percent SSNIP, and indeed for any SSNIP size up to

ten percent. This is true even though two-thirds of the sales lost by one product when it raises its price are diverted to products outside the relevant market.

When applying the hypothetical monopolist test to define a market around a product offered by one of the merging firms, if the market includes a second product, the Agencies will normally also include a third product if that third product is a closer substitute for the first product than is the second product. The third product is a closer substitute if, in response to a SSNIP on the first product, greater revenues are diverted to the third product than to the second product.

Example 6: In Example 5, suppose that half of the unit sales lost by Product A when it raises its price are diverted to Product C, which also has a price of \$100, while one-third are diverted to Product B. Product C is a closer substitute for Product A than is Product B. Thus Product C will normally be included in the relevant market, even though Products A and B together satisfy the hypothetical monopolist test.

The hypothetical monopolist test ensures that markets are not defined too narrowly, but it does not lead to a single relevant market. The Agencies may evaluate a merger in any relevant market satisfying the test, guided by the overarching principle that the purpose of defining the market and measuring market shares is to illuminate the evaluation of competitive effects. Because the relative competitive significance of more distant substitutes is apt to be overstated by their share of sales, when the Agencies rely on market shares and concentration, they usually do so in the smallest relevant market satisfying the hypothetical monopolist test.

Example 7: In Example 4, including cars in the market will lead to misleadingly small market shares for motorcycle producers. Unless motorcycles fail the hypothetical monopolist test, the Agencies would not include cars in the market in analyzing this motorcycle merger.

4.1.2 Benchmark Prices and SSNIP Size

The Agencies apply the SSNIP starting from prices that would likely prevail absent the merger. If prices are not likely to change absent the merger, these benchmark prices can reasonably be taken to be the prices prevailing prior to the merger.² If prices are likely to change absent the merger, e.g., because of innovation or entry, the Agencies may use anticipated future prices as the benchmark for the test. If prices might fall absent the merger due to the breakdown of pre-merger coordination, the Agencies may use those lower prices as the benchmark for the test. In some cases, the techniques employed by the Agencies to implement the hypothetical monopolist test focus on the difference in incentives between pre-merger firms and the hypothetical monopolist and do not require specifying the benchmark prices.

The SSNIP is intended to represent a “small but significant” increase in the prices charged by firms in the candidate market for the value they contribute to the products or services used by customers. This properly directs attention to the effects of price changes commensurate with those that might result from a significant lessening of competition caused by the merger. This methodology is used because normally it is possible to quantify “small but significant” adverse price effects on customers and analyze their likely reactions, not because price effects are more important than non-price effects.

The Agencies most often use a SSNIP of five percent of the price paid by customers for the products or services to which the merging firms contribute value. However, what constitutes a “small but significant” increase in price, commensurate with a significant loss of competition caused by the merger, depends upon the nature of the industry and the merging firms’ positions in it, and the Agencies may accordingly use a price increase that is larger or smaller than five percent. Where explicit or implicit prices for the firms’ specific contribution to value can be identified with reasonable clarity, the Agencies may base the SSNIP on those prices.

Example 8: In a merger between two oil pipelines, the SSNIP would be based on the price charged for transporting the oil, not on the price of the oil itself. If pipelines buy the oil at one end and sell it at the other, the price charged for transporting the oil is implicit, equal to the difference between the price paid for oil at the input end and the price charged for oil at the output end. The relevant product sold by the pipelines is better described as “pipeline transportation of oil from point A to point B” than as “oil at point B.”

Example 9: In a merger between two firms that install computers purchased from third parties, the SSNIP would be based on their fees, not on the price of installed computers. If these firms purchase the computers and charge their customers one package price, the implicit installation fee is equal to the package charge to customers less the price of the computers.

Example 10: In Example 9, suppose that the prices paid by the merging firms to purchase computers are opaque, but account for at least ninety-five percent of the prices they charge for installed computers, with profits or implicit fees making up five percent of those prices at most. A five percent SSNIP on the total price paid by customers would at least double those fees or profits. Even if that would be unprofitable for a hypothetical monopolist, a significant increase in fees might well be profitable. If the SSNIP is based on the total price paid by customers, a lower percentage will be used.

4.1.3 Implementing the Hypothetical Monopolist Test

The hypothetical monopolist’s incentive to raise prices depends both on the extent to which customers would likely substitute away from the products in the candidate market in response to such a price increase and on the profit margins earned on those products. The profit margin on incremental units is the difference between price and incremental cost on those units. The Agencies often estimate incremental costs, for example using merging parties’ documents or data the merging parties use to make business decisions. Incremental cost is measured over the change in output that would be caused by the price increase under consideration.

In considering customers’ likely responses to higher prices, the Agencies take into account any reasonably available and reliable evidence, including, but not limited to:

- how customers have shifted purchases in the past in response to relative changes in price or other terms and conditions;
- information from buyers, including surveys, concerning how they would respond to price changes;
- the conduct of industry participants, notably:

- sellers' business decisions or business documents indicating sellers' informed beliefs concerning how customers would substitute among products in response to relative changes in price;
- industry participants' behavior in tracking and responding to price changes by some or all rivals;
- objective information about product characteristics and the costs and delays of switching products, especially switching from products in the candidate market to products outside the candidate market;
- the percentage of sales lost by one product in the candidate market, when its price alone rises, that is recaptured by other products in the candidate market, with a higher recapture percentage making a price increase more profitable for the hypothetical monopolist;
- evidence from other industry participants, such as sellers of complementary products;
- legal or regulatory requirements; and
- the influence of downstream competition faced by customers in their output markets.

When the necessary data are available, the Agencies also may consider a “critical loss analysis” to assess the extent to which it corroborates inferences drawn from the evidence noted above. Critical loss analysis asks whether imposing at least a SSNIP on one or more products in a candidate market would raise or lower the hypothetical monopolist's profits. While this “breakeven” analysis differs from the profit-maximizing analysis called for by the hypothetical monopolist test in Section 4.1.1, merging parties sometimes present this type of analysis to the Agencies. A price increase raises profits on sales made at the higher price, but this will be offset to the extent customers substitute away from products in the candidate market. Critical loss analysis compares the magnitude of these two offsetting effects resulting from the price increase. The “critical loss” is defined as the number of lost unit sales that would leave profits unchanged. The “predicted loss” is defined as the number of unit sales that the hypothetical monopolist is predicted to lose due to the price increase. The price increase raises the hypothetical monopolist's profits if the predicted loss is less than the critical loss.

The Agencies consider all of the evidence of customer substitution noted above in assessing the predicted loss. The Agencies require that estimates of the predicted loss be consistent with that evidence, including the pre-merger margins of products in the candidate market used to calculate the critical loss. Unless the firms are engaging in coordinated interaction (see Section 7), high pre-merger margins normally indicate that each firm's product individually faces demand that is not highly sensitive to price.⁶ Higher pre-merger margins thus indicate a smaller predicted loss as well as a smaller critical loss. The higher the pre-merger margin, the smaller the recapture percentage necessary for the candidate market to satisfy the hypothetical monopolist test.

Even when the evidence necessary to perform the hypothetical monopolist test quantitatively is not available, the conceptual framework of the test provides a useful methodological tool for gathering and analyzing evidence pertinent to customer substitution and to market definition. The Agencies follow the hypothetical monopolist test to the extent possible given the available evidence, bearing in mind that the ultimate goal of market definition is to help determine whether the merger may substantially lessen competition.

4.1.4 Product Market Definition with Targeted Customers

If a hypothetical monopolist could profitably target a subset of customers for price increases, the Agencies may identify relevant markets defined around those targeted customers, to whom a

hypothetical monopolist would profitably and separately impose at least a SSNIP. Markets to serve targeted customers are also known as price discrimination markets. In practice, the Agencies identify price discrimination markets only where they believe there is a realistic prospect of an adverse competitive effect on a group of targeted customers.

Example 11: Glass containers have many uses. In response to a price increase for glass containers, some users would substitute substantially to plastic or metal containers, but baby food manufacturers would not. If a hypothetical monopolist could price separately and limit arbitrage, baby food manufacturers would be vulnerable to a targeted increase in the price of glass containers. The Agencies could define a distinct market for glass containers used to package baby food.

The Agencies also often consider markets for targeted customers when prices are individually negotiated and suppliers have information about customers that would allow a hypothetical monopolist to identify customers that are likely to pay a higher price for the relevant product. If prices are negotiated individually with customers, the hypothetical monopolist test may suggest relevant markets that are as narrow as individual customers (see also Section 6.2 on bargaining and auctions). Nonetheless, the Agencies often define markets for groups of targeted customers, i.e., by type of customer, rather than by individual customer. By so doing, the Agencies are able to rely on aggregated market shares that can be more helpful in predicting the competitive effects of the merger.

4.2 Geographic Market Definition

The arena of competition affected by the merger may be geographically bounded if geography limits some customers' willingness or ability to substitute to some products, or some suppliers' willingness or ability to serve some customers. Both supplier and customer locations can affect this. The Agencies apply the principles of market definition described here and in Section 4.1 to define a relevant market with a geographic dimension as well as a product dimension.

The scope of geographic markets often depends on transportation costs. Other factors such as language, regulation, tariff and non-tariff trade barriers, custom and familiarity, reputation, and service availability may impede long-distance or international transactions. The competitive significance of foreign firms may be assessed at various exchange rates, especially if exchange rates have fluctuated in the recent past.

In the absence of price discrimination based on customer location, the Agencies normally define geographic markets based on the locations of suppliers, as explained in subsection 4.2.1. In other cases, notably if price discrimination based on customer location is feasible as is often the case when delivered pricing is commonly used in the industry, the Agencies may define geographic markets based on the locations of customers, as explained in subsection 4.2.2.

4.2.1 Geographic Markets Based on the Locations of Suppliers

Geographic markets based on the locations of suppliers encompass the region from which sales are made. Geographic markets of this type often apply when customers receive goods or services at suppliers' locations. Competitors in the market are firms with relevant production, sales, or service facilities in that region. Some customers who buy from these firms may be located outside the boundaries of the geographic market.

The hypothetical monopolist test requires that a hypothetical profit-maximizing firm that was the only present or future producer of the relevant product(s) located in the region would impose at least a SSNIP from at least one location, including at least one location of one of the merging firms. In this exercise the terms of sale for all products produced elsewhere are held constant. A single firm may operate in a number of different geographic markets, even for a single product.

Example 12: The merging parties both have manufacturing plants in City X. The relevant product is expensive to transport and suppliers price their products for pickup at their locations. Rival plants are some distance away in City Y. A hypothetical monopolist controlling all plants in City X could profitably impose a SSNIP at these plants. Competition from more distant plants would not defeat the price increase because supplies coming from more distant plants require expensive transportation. The relevant geographic market is defined around the plants in City X.

When the geographic market is defined based on supplier locations, sales made by suppliers located in the geographic market are counted, regardless of the location of the customer making the purchase.

In considering likely reactions of customers to price increases for the relevant product(s) imposed in a candidate geographic market, the Agencies consider any reasonably available and reliable evidence, including:

- how customers have shifted purchases in the past between different geographic locations in response to relative changes in price or other terms and conditions;
- the cost and difficulty of transporting the product (or the cost and difficulty of a customer traveling to a seller's location), in relation to its price;
- whether suppliers need a presence near customers to provide service or support;
- evidence on whether sellers base business decisions on the prospect of customers switching between geographic locations in response to relative changes in price or other competitive variables;
- the costs and delays of switching from suppliers in the candidate geographic market to suppliers outside the candidate geographic market; and
- the influence of downstream competition faced by customers in their output markets.

4.2.2 Geographic Markets Based on the Locations of Customers

When the hypothetical monopolist could discriminate based on customer location, the Agencies may define geographic markets based on the locations of targeted customers.⁷ Geographic markets of this type often apply when suppliers deliver their products or services to customers' locations. Geographic markets of this type encompass the region into which sales are made. Competitors in the market are firms that sell to customers in the specified region. Some suppliers that sell into the relevant market may be located outside the boundaries of the geographic market.

The hypothetical monopolist test requires that a hypothetical profit-maximizing firm that was the only present or future seller of the relevant product(s) to customers in the region would impose at least a SSNIP on some customers in that region. A region forms a relevant geographic market if this price increase would not be defeated by substitution away from the relevant product or by arbitrage, e.g., customers in the region travelling outside it to purchase the relevant product. In this exercise, the terms of sale for products sold to all customers outside the region are held constant.

Example 13: Customers require local sales and support. Suppliers have sales and service operations in many geographic areas and can discriminate based on customer location. The geographic market can be defined around the locations of customers.

Example 14: Each merging firm has a single manufacturing plant and delivers the relevant product to customers in City X and in City Y. The relevant product is expensive to transport. The merging firms' plants are by far the closest to City X, but no closer to City Y than are numerous rival plants. This fact pattern suggests that customers in City X may be harmed by the merger even if customers in City Y are not. For that reason, the Agencies consider a relevant geographic market defined around customers in City X. Such a market could be defined even if the region around the merging firms' plants would not be a relevant geographic market defined based on the location of sellers because a hypothetical monopolist controlling all plants in that region would find a SSNIP imposed on all of its customers unprofitable due to the loss of sales to customers in City Y.

When the geographic market is defined based on customer locations, sales made to those customers are counted, regardless of the location of the supplier making those sales.

Example 15: Customers in the United States must use products approved by U.S. regulators. Foreign customers use products not approved by U.S. regulators. The relevant product market consists of products approved by U.S. regulators. The geographic market is defined around U.S. customers. Any sales made to U.S. customers by foreign suppliers are included in the market, and those foreign suppliers are participants in the U.S. market even though located outside it.

5. Market Participants, Market Shares, and Market Concentration

The Agencies normally consider measures of market shares and market concentration as part of their evaluation of competitive effects. The Agencies evaluate market shares and concentration in conjunction with other reasonably available and reliable evidence for the ultimate purpose of determining whether a merger may substantially lessen competition.

Market shares can directly influence firms' competitive incentives. For example, if a price reduction to gain new customers would also apply to a firm's existing customers, a firm with a large market share may be more reluctant to implement a price reduction than one with a small share. Likewise, a firm with a large market share may not feel pressure to reduce price even if a smaller rival does. Market shares also can reflect firms' capabilities. For example, a firm with a large market share may be able to expand output rapidly by a larger absolute amount than can a small firm. Similarly, a large market share tends to indicate low costs, an attractive product, or both.

5.1 Market Participants

All firms that currently earn revenues in the relevant market are considered market participants. Vertically integrated firms are also included to the extent that their inclusion accurately reflects their competitive significance. Firms not currently earning revenues in the relevant market, but that have committed to entering the market in the near future, are also considered market participants.

Firms that are not current producers in a relevant market, but that would very likely provide rapid supply responses with direct competitive impact in the event of a SSNIP, without incurring significant sunk costs, are also considered market participants. These firms are termed "rapid

entrants.” Sunk costs are entry or exit costs that cannot be recovered outside the relevant market. Entry that would take place more slowly in response to adverse competitive effects, or that requires firms to incur significant sunk costs, is considered in Section 9.

Firms that produce the relevant product but do not sell it in the relevant geographic market may be rapid entrants. Other things equal, such firms are most likely to be rapid entrants if they are close to the geographic market.

Example 16: Farm A grows tomatoes halfway between Cities X and Y. Currently, it ships its tomatoes to City X because prices there are two percent higher. Previously it has varied the destination of its shipments in response to small price variations. Farm A would likely be a rapid entrant participant in a market for tomatoes in City Y.

Example 17: Firm B has bid multiple times to supply milk to School District S, and actually supplies milk to schools in some adjacent areas. It has never won a bid in School District S, but is well qualified to serve that district and has often nearly won. Firm B would be counted as a rapid entrant in a market for school milk in School District S.

More generally, if the relevant market is defined around targeted customers, firms that produce relevant products but do not sell them to those customers may be rapid entrants if they can easily and rapidly begin selling to the targeted customers.

Firms that clearly possess the necessary assets to supply into the relevant market rapidly may also be rapid entrants. In markets for relatively homogeneous goods where a supplier’s ability to compete depends predominantly on its costs and its capacity, and not on other factors such as experience or reputation in the relevant market, a supplier with efficient idle capacity, or readily available “swing” capacity currently used in adjacent markets that can easily and profitably be shifted to serve the relevant market, may be a rapid entrant.⁸ However, idle capacity may be inefficient, and capacity used in adjacent markets may not be available, so a firm’s possession of idle or swing capacity alone does not make that firm a rapid entrant.

5.2 Market Shares

The Agencies normally calculate market shares for all firms that currently produce products in the relevant market, subject to the availability of data. The Agencies also calculate market shares for other market participants if this can be done to reliably reflect their competitive significance.

Market concentration and market share data are normally based on historical evidence. However, recent or ongoing changes in market conditions may indicate that the current market share of a particular firm either understates or overstates the firm’s future competitive significance. The Agencies consider reasonably predictable effects of recent or ongoing changes in market conditions when calculating and interpreting market share data. For example, if a new technology that is important to long-term competitive viability is available to other firms in the market, but is not available to a particular firm, the Agencies may conclude that that firm’s historical market share overstates its future competitive significance. The Agencies may project historical market shares into the foreseeable future when this can be done reliably.

The Agencies measure market shares based on the best available indicator of firms' future competitive significance in the relevant market. This may depend upon the type of competitive effect being considered, and on the availability of data. Typically, annual data are used, but where individual transactions are large and infrequent so annual data may be unrepresentative, the Agencies may measure market shares over a longer period of time.

In most contexts, the Agencies measure each firm's market share based on its actual or projected revenues in the relevant market. Revenues in the relevant market tend to be the best measure of attractiveness to customers, since they reflect the real-world ability of firms to surmount all of the obstacles necessary to offer products on terms and conditions that are attractive to customers. In cases where one unit of a low-priced product can substitute for one unit of a higher-priced product, unit sales may measure competitive significance better than revenues. For example, a new, much less expensive product may have great competitive significance if it substantially erodes the revenues earned by older, higher-priced products, even if it earns relatively few revenues. In cases where customers sign long-term contracts, face switching costs, or tend to re-evaluate their suppliers only occasionally, revenues earned from recently acquired customers may better reflect the competitive significance of suppliers than do total revenues.

In markets for homogeneous products, a firm's competitive significance may derive principally from its ability and incentive to rapidly expand production in the relevant market in response to a price increase or output reduction by others in that market. As a result, a firm's competitive significance may depend upon its level of readily available capacity to serve the relevant market if that capacity is efficient enough to make such expansion profitable. In such markets, capacities or reserves may better reflect the future competitive significance of suppliers than revenues, and the Agencies may calculate market shares using those measures. Market participants that are not current producers may then be assigned positive market shares, but only if a measure of their competitive significance properly comparable to that of current producers is available. When market shares are measured based on firms' readily available capacities, the Agencies do not include capacity that is committed or so profitably employed outside the relevant market, or so high-cost, that it would not likely be used to respond to a SSNIP in the relevant market.

Example 18: The geographic market is defined around customers in the United States. Firm X produces the relevant product outside the United States, and most of its sales are made to customers outside the United States. In most contexts, Firm X's market share will be based on its sales to U.S. customers, not its total sales or total capacity. However, if the relevant product is homogeneous, and if Firm X would significantly expand sales to U.S. customers rapidly and without incurring significant sunk costs in response to a SSNIP, the Agencies may base Firm X's market share on its readily available capacity to serve U.S. customers.

When the Agencies define markets serving targeted customers, these same principles are used to measure market shares, as they apply to those customers. In most contexts, each firm's market share is based on its actual or projected revenues from the targeted customers. However, the Agencies may instead measure market shares based on revenues from a broader group of customers if doing so would more accurately reflect the competitive significance of different suppliers in the relevant market. Revenues earned from a broader group of customers may also be used when better data are thereby available.

5.3 Market Concentration

Market concentration is often one useful indicator of likely competitive effects of a merger. In evaluating market concentration, the Agencies consider both the post-merger level of market concentration and the change in concentration resulting from a merger. Market shares may not fully reflect the competitive significance of firms in the market or the impact of a merger. They are used in conjunction with other evidence of competitive effects. See Sections 6 and 7.

In analyzing mergers between an incumbent and a recent or potential entrant, to the extent the Agencies use the change in concentration to evaluate competitive effects, they will do so using projected market shares. A merger between an incumbent and a potential entrant can raise significant competitive concerns. The lessening of competition resulting from such a merger is more likely to be substantial, the larger is the market share of the incumbent, the greater is the competitive significance of the potential entrant, and the greater is the competitive threat posed by this potential entrant relative to others.

The Agencies give more weight to market concentration when market shares have been stable over time, especially in the face of historical changes in relative prices or costs. If a firm has retained its market share even after its price has increased relative to those of its rivals, that firm already faces limited competitive constraints, making it less likely that its remaining rivals will replace the competition lost if one of that firm's important rivals is eliminated due to a merger. By contrast, even a highly concentrated market can be very competitive if market shares fluctuate substantially over short periods of time in response to changes in competitive offerings. However, if competition by one of the merging firms has significantly contributed to these fluctuations, perhaps because it has acted as a maverick, the Agencies will consider whether the merger will enhance market power by combining that firm with one of its significant rivals.

The Agencies may measure market concentration using the number of significant competitors in the market. This measure is most useful when there is a gap in market share between significant competitors and smaller rivals or when it is difficult to measure revenues in the relevant market. The Agencies also may consider the combined market share of the merging firms as an indicator of the extent to which others in the market may not be able readily to replace competition between the merging firms that is lost through the merger.

The Agencies often calculate the Herfindahl-Hirschman Index ("HHI") of market concentration. The HHI is calculated by summing the squares of the individual firms' market shares,⁹ and thus gives proportionately greater weight to the larger market shares. When using the HHI, the Agencies consider both the post-merger level of the HHI and the increase in the HHI resulting from the merger. The increase in the HHI is equal to twice the product of the market shares of the merging firms.¹⁰

Based on their experience, the Agencies generally classify markets into three types:

- Unconcentrated Markets: HHI below 1500
- Moderately Concentrated Markets: HHI between 1500 and 2500
- Highly Concentrated Markets: HHI above 2500

The Agencies employ the following general standards for the relevant markets they have defined:

- *Small Change in Concentration:* Mergers involving an increase in the HHI of less than 100 points are unlikely to have adverse competitive effects and ordinarily require no further analysis.
- *Unconcentrated Markets:* Mergers resulting in unconcentrated markets are unlikely to have adverse competitive effects and ordinarily require no further analysis.
- *Moderately Concentrated Markets:* Mergers resulting in moderately concentrated markets that involve an increase in the HHI of more than 100 points potentially raise significant competitive concerns and often warrant scrutiny.
- *Highly Concentrated Markets:* Mergers resulting in highly concentrated markets that involve an increase in the HHI of between 100 points and 200 points potentially raise significant competitive concerns and often warrant scrutiny. Mergers resulting in highly concentrated markets that involve an increase in the HHI of more than 200 points will be presumed to be likely to enhance market power. The presumption may be rebutted by persuasive evidence showing that the merger is unlikely to enhance market power.

The purpose of these thresholds is not to provide a rigid screen to separate competitively benign mergers from anticompetitive ones, although high levels of concentration do raise concerns. Rather, they provide one way to identify some mergers unlikely to raise competitive concerns and some others for which it is particularly important to examine whether other competitive factors confirm, reinforce, or counteract the potentially harmful effects of increased concentration. The higher the post-merger HHI and the increase in the HHI, the greater are the Agencies' potential competitive concerns and the greater is the likelihood that the Agencies will request additional information to conduct their analysis.

6. Unilateral Effects

The elimination of competition between two firms that results from their merger may alone constitute a substantial lessening of competition. Such unilateral effects are most apparent in a merger to monopoly in a relevant market, but are by no means limited to that case. Whether cognizable efficiencies resulting from the merger are likely to reduce or reverse adverse unilateral effects is addressed in Section 10.

Several common types of unilateral effects are discussed in this section. Section 6.1 discusses unilateral price effects in markets with differentiated products. Section 6.2 discusses unilateral effects in markets where sellers negotiate with buyers or prices are determined through auctions. Section 6.3 discusses unilateral effects relating to reductions in output or capacity in markets for relatively homogeneous products. Section 6.4 discusses unilateral effects arising from diminished innovation or reduced product variety. These effects do not exhaust the types of possible unilateral effects; for example, exclusionary unilateral effects also can arise.

A merger may result in different unilateral effects along different dimensions of competition. For example, a merger may increase prices in the short term but not raise longer-term concerns about innovation, either because rivals will provide sufficient innovation competition or because the merger will generate cognizable research and development efficiencies. See Section 10.

6.1 Pricing of Differentiated Products

In differentiated product industries, some products can be very close substitutes and compete strongly with each other, while other products are more distant substitutes and compete less strongly. For example, one high-end product may compete much more directly with another high-end product than with any low-end product.

A merger between firms selling differentiated products may diminish competition by enabling the merged firm to profit by unilaterally raising the price of one or both products above the pre-merger level. Some of the sales lost due to the price rise will merely be diverted to the product of the merger partner and, depending on relative margins, capturing such sales loss through merger may make the price increase profitable even though it would not have been profitable prior to the merger.

The extent of direct competition between the products sold by the merging parties is central to the evaluation of unilateral price effects. Unilateral price effects are greater, the more the buyers of products sold by one merging firm consider products sold by the other merging firm to be their next choice. The Agencies consider any reasonably available and reliable information to evaluate the extent of direct competition between the products sold by the merging firms. This includes documentary and testimonial evidence, win/loss reports and evidence from discount approval processes, customer switching patterns, and customer surveys. The types of evidence relied on often overlap substantially with the types of evidence of customer substitution relevant to the hypothetical monopolist test. See Section 4.1.1.

Substantial unilateral price elevation post-merger for a product formerly sold by one of the merging firms normally requires that a significant fraction of the customers purchasing that product view products formerly sold by the other merging firm as their next-best choice. However, unless pre-merger margins between price and incremental cost are low, that significant fraction need not approach a majority. For this purpose, incremental cost is measured over the change in output that would be caused by the price change considered. A merger may produce significant unilateral effects for a given product even though many more sales are diverted to products sold by non-merging firms than to products previously sold by the merger partner.

Example 19: In Example 5, the merged entity controlling Products A and B would raise prices ten percent, given the product offerings and prices of other firms. In that example, one-third of the sales lost by Product A when its price alone is raised are diverted to Product B. Further analysis is required to account for repositioning, entry, and efficiencies.

In some cases, the Agencies may seek to quantify the extent of direct competition between a product sold by one merging firm and a second product sold by the other merging firm by estimating the diversion ratio from the first product to the second product. The diversion ratio is the fraction of unit sales lost by the first product due to an increase in its price that would be diverted to the second product. Diversion ratios between products sold by one merging firm and products sold by the other merging firm can be very informative for assessing unilateral price effects, with higher diversion ratios indicating a greater likelihood of such effects. Diversion ratios between products sold by merging firms and those sold by non-merging firms have at most secondary predictive value.

Adverse unilateral price effects can arise when the merger gives the merged entity an incentive to raise the price of a product previously sold by one merging firm and thereby divert sales to products previously sold by the other merging firm, boosting the profits on the latter products. Taking as given other prices and product offerings, that boost to profits is equal to the value to the merged firm

of the sales diverted to those products. The value of sales diverted to a product is equal to the number of units diverted to that product multiplied by the margin between price and incremental cost on that product. In some cases, where sufficient information is available, the Agencies assess the value of diverted sales, which can serve as an indicator of the upward pricing pressure on the first product resulting from the merger. Diagnosing unilateral price effects based on the value of diverted sales need not rely on market definition or the calculation of market shares and concentration. The Agencies rely much more on the value of diverted sales than on the level of the HHI for diagnosing unilateral price effects in markets with differentiated products. If the value of diverted sales is proportionately small, significant unilateral price effects are unlikely.¹¹

Where sufficient data are available, the Agencies may construct economic models designed to quantify the unilateral price effects resulting from the merger. These models often include independent price responses by non-merging firms. They also can incorporate merger-specific efficiencies. These merger simulation methods need not rely on market definition. The Agencies do not treat merger simulation evidence as conclusive in itself, and they place more weight on whether their merger simulations consistently predict substantial price increases than on the precise prediction of any single simulation.

A merger is unlikely to generate substantial unilateral price increases if non-merging parties offer very close substitutes for the products offered by the merging firms. In some cases, non-merging firms may be able to reposition their products to offer close substitutes for the products offered by the merging firms. Repositioning is a supply-side response that is evaluated much like entry, with consideration given to timeliness, likelihood, and sufficiency. See Section 9. The Agencies consider whether repositioning would be sufficient to deter or counteract what otherwise would be significant anticompetitive unilateral effects from a differentiated products merger.

6.2 Bargaining and Auctions

In many industries, especially those involving intermediate goods and services, buyers and sellers negotiate to determine prices and other terms of trade. In that process, buyers commonly negotiate with more than one seller, and may play sellers off against one another. Some highly structured forms of such competition are known as auctions. Negotiations often combine aspects of an auction with aspects of one-on-one negotiation, although pure auctions are sometimes used in government procurement and elsewhere.

A merger between two competing sellers prevents buyers from playing those sellers off against each other in negotiations. This alone can significantly enhance the ability and incentive of the merged entity to obtain a result more favorable to it, and less favorable to the buyer, than the merging firms would have offered separately absent the merger. The Agencies analyze unilateral effects of this type using similar approaches to those described in Section 6.1.

Anticompetitive unilateral effects in these settings are likely in proportion to the frequency or probability with which, prior to the merger, one of the merging sellers had been the runner-up when the other won the business. These effects also are likely to be greater, the greater advantage the runner-up merging firm has over other suppliers in meeting customers' needs. These effects also tend to be greater, the more profitable were the pre-merger winning bids. All of these factors are likely to be small if there are many equally placed bidders.

The mechanisms of these anticompetitive unilateral effects, and the indicia of their likelihood, differ somewhat according to the bargaining practices used, the auction format, and the sellers' information about one another's costs and about buyers' preferences. For example, when the merging sellers are likely to know which buyers they are best and second best placed to serve, any anticompetitive unilateral effects are apt to be targeted at those buyers; when sellers are less well informed, such effects are more apt to be spread over a broader class of buyers.

6.3 Capacity and Output for Homogeneous Products

In markets involving relatively undifferentiated products, the Agencies may evaluate whether the merged firm will find it profitable unilaterally to suppress output and elevate the market price. A firm may leave capacity idle, refrain from building or obtaining capacity that would have been obtained absent the merger, or eliminate pre-existing production capabilities. A firm may also divert the use of capacity away from one relevant market and into another so as to raise the price in the former market. The competitive analyses of these alternative modes of output suppression may differ.

A unilateral output suppression strategy is more likely to be profitable when (1) the merged firm's market share is relatively high; (2) the share of the merged firm's output already committed for sale at prices unaffected by the output suppression is relatively low; (3) the margin on the suppressed output is relatively low; (4) the supply responses of rivals are relatively small; and (5) the market elasticity of demand is relatively low.

A merger may provide the merged firm a larger base of sales on which to benefit from the resulting price rise, or it may eliminate a competitor that otherwise could have expanded its output in response to the price rise.

Example 20: Firms A and B both produce an industrial commodity and propose to merge. The demand for this commodity is insensitive to price. Firm A is the market leader. Firm B produces substantial output, but its operating margins are low because it operates high-cost plants. The other suppliers are operating very near capacity. The merged firm has an incentive to reduce output at the high-cost plants, perhaps shutting down some of that capacity, thus driving up the price it receives on the remainder of its output. The merger harms customers, notwithstanding that the merged firm shifts some output from high-cost plants to low-cost plants.

In some cases, a merger between a firm with a substantial share of the sales in the market and a firm with significant excess capacity to serve that market can make an output suppression strategy profitable.¹² This can occur even if the firm with the excess capacity has a relatively small share of sales, if that firm's ability to expand, and thus keep price from rising, has been making an output suppression strategy unprofitable for the firm with the larger market share.

6.4 Innovation and Product Variety

Competition often spurs firms to innovate. The Agencies may consider whether a merger is likely to diminish innovation competition by encouraging the merged firm to curtail its innovative efforts below the level that would prevail in the absence of the merger. That curtailment of innovation could take the form of reduced incentive to continue with an existing product-development effort or reduced incentive to initiate development of new products.

The first of these effects is most likely to occur if at least one of the merging firms is engaging in efforts to introduce new products that would capture substantial revenues from the other merging firm. The second, longer-run effect is most likely to occur if at least one of the merging firms has capabilities that are likely to lead it to develop new products in the future that would capture substantial revenues from the other merging firm. The Agencies therefore also consider whether a merger will diminish innovation competition by combining two of a very small number of firms with the strongest capabilities to successfully innovate in a specific direction.

The Agencies evaluate the extent to which successful innovation by one merging firm is likely to take sales from the other, and the extent to which post-merger incentives for future innovation will be lower than those that would prevail in the absence of the merger. The Agencies also consider whether the merger is likely to enable innovation that would not otherwise take place, by bringing together complementary capabilities that cannot be otherwise combined or for some other merger-specific reason. See Section 10.

The Agencies also consider whether a merger is likely to give the merged firm an incentive to cease offering one of the relevant products sold by the merging parties. Reductions in variety following a merger may or may not be anticompetitive. Mergers can lead to the efficient consolidation of products when variety offers little in value to customers. In other cases, a merger may increase variety by encouraging the merged firm to reposition its products to be more differentiated from one another.

If the merged firm would withdraw a product that a significant number of customers strongly prefer to those products that would remain available, this can constitute a harm to customers over and above any effects on the price or quality of any given product. If there is evidence of such an effect, the Agencies may inquire whether the reduction in variety is largely due to a loss of competitive incentives attributable to the merger. An anticompetitive incentive to eliminate a product as a result of the merger is greater and more likely, the larger is the share of profits from that product coming at the expense of profits from products sold by the merger partner. Where a merger substantially reduces competition by bringing two close substitute products under common ownership, and one of those products is eliminated, the merger will often also lead to a price increase on the remaining product, but that is not a necessary condition for anticompetitive effect.

Example 21: Firm A sells a high-end product at a premium price. Firm B sells a mid-range product at a lower price, serving customers who are more price sensitive. Several other firms have low-end products. Firms A and B together have a large share of the relevant market. Firm A proposes to acquire Firm B and discontinue Firm B's product. Firm A expects to retain most of Firm B's customers. Firm A may not find it profitable to raise the price of its high-end product after the merger, because doing so would reduce its ability to retain Firm B's more price-sensitive customers. The Agencies may conclude that the withdrawal of Firm B's product results from a loss of competition and materially harms customers.

7. Coordinated Effects

A merger may diminish competition by enabling or encouraging post-merger coordinated interaction among firms in the relevant market that harms customers. Coordinated interaction involves conduct by multiple firms that is profitable for each of them only as a result of the accommodating reactions of the others. These reactions can blunt a firm's incentive to offer customers better deals by

undercutting the extent to which such a move would win business away from rivals. They also can enhance a firm's incentive to raise prices, by assuaging the fear that such a move would lose customers to rivals.

Coordinated interaction includes a range of conduct. Coordinated interaction can involve the explicit negotiation of a common understanding of how firms will compete or refrain from competing. Such conduct typically would itself violate the antitrust laws. Coordinated interaction also can involve a similar common understanding that is not explicitly negotiated but would be enforced by the detection and punishment of deviations that would undermine the coordinated interaction. Coordinated interaction alternatively can involve parallel accommodating conduct not pursuant to a prior understanding. Parallel accommodating conduct includes situations in which each rival's response to competitive moves made by others is individually rational, and not motivated by retaliation or deterrence nor intended to sustain an agreed-upon market outcome, but nevertheless emboldens price increases and weakens competitive incentives to reduce prices or offer customers better terms. Coordinated interaction includes conduct not otherwise condemned by the antitrust laws.

The ability of rival firms to engage in coordinated conduct depends on the strength and predictability of rivals' responses to a price change or other competitive initiative. Under some circumstances, a merger can result in market concentration sufficient to strengthen such responses or enable multiple firms in the market to predict them more confidently, thereby affecting the competitive incentives of multiple firms in the market, not just the merged firm.

7.1 Impact of Merger on Coordinated Interaction

The Agencies examine whether a merger is likely to change the manner in which market participants interact, inducing substantially more coordinated interaction. The Agencies seek to identify how a merger might significantly weaken competitive incentives through an increase in the strength, extent, or likelihood of coordinated conduct. There are, however, numerous forms of coordination, and the risk that a merger will induce adverse coordinated effects may not be susceptible to quantification or detailed proof. Therefore, the Agencies evaluate the risk of coordinated effects using measures of market concentration (see Section 5) in conjunction with an assessment of whether a market is vulnerable to coordinated conduct. See Section 7.2. The analysis in Section 7.2 applies to moderately and highly concentrated markets, as unconcentrated markets are unlikely to be vulnerable to coordinated conduct.

Pursuant to the Clayton Act's incipiency standard, the Agencies may challenge mergers that in their judgment pose a real danger of harm through coordinated effects, even without specific evidence showing precisely how the coordination likely would take place. The Agencies are likely to challenge a merger if the following three conditions are all met: (1) the merger would significantly increase concentration and lead to a moderately or highly concentrated market; (2) that market shows signs of vulnerability to coordinated conduct (see Section 7.2); and (3) the Agencies have a credible basis on which to conclude that the merger may enhance that vulnerability. An acquisition eliminating a maverick firm (see Section 2.1.5) in a market vulnerable to coordinated conduct is likely to cause adverse coordinated effects.

7.2 Evidence a Market is Vulnerable to Coordinated Conduct

The Agencies presume that market conditions are conducive to coordinated interaction if firms representing a substantial share in the relevant market appear to have previously engaged in express collusion affecting the relevant market, unless competitive conditions in the market have since changed significantly. Previous express collusion in another geographic market will have the same weight if the salient characteristics of that other market at the time of the collusion are comparable to those in the relevant market. Failed previous attempts at collusion in the relevant market suggest that successful collusion was difficult pre-merger but not so difficult as to deter attempts, and a merger may tend to make success more likely. Previous collusion or attempted collusion in another product market may also be given substantial weight if the salient characteristics of that other market at the time of the collusion are closely comparable to those in the relevant market.

A market typically is more vulnerable to coordinated conduct if each competitively important firm's significant competitive initiatives can be promptly and confidently observed by that firm's rivals. This is more likely to be the case if the terms offered to customers are relatively transparent. Price transparency can be greater for relatively homogeneous products. Even if terms of dealing are not transparent, transparency regarding the identities of the firms serving particular customers can give rise to coordination, e.g., through customer or territorial allocation. Regular monitoring by suppliers of one another's prices or customers can indicate that the terms offered to customers are relatively transparent.

A market typically is more vulnerable to coordinated conduct if a firm's prospective competitive reward from attracting customers away from its rivals will be significantly diminished by likely responses of those rivals. This is more likely to be the case, the stronger and faster are the responses the firm anticipates from its rivals. The firm is more likely to anticipate strong responses if there are few significant competitors, if products in the relevant market are relatively homogeneous, if customers find it relatively easy to switch between suppliers, or if suppliers use meeting-competition clauses.

A firm is more likely to be deterred from making competitive initiatives by whatever responses occur if sales are small and frequent rather than via occasional large and long-term contracts or if relatively few customers will switch to it before rivals are able to respond. A firm is less likely to be deterred by whatever responses occur if the firm has little stake in the status quo. For example, a firm with a small market share that can quickly and dramatically expand, constrained neither by limits on production nor by customer reluctance to switch providers or to entrust business to a historically small provider, is unlikely to be deterred. Firms are also less likely to be deterred by whatever responses occur if competition in the relevant market is marked by leapfrogging technological innovation, so that responses by competitors leave the gains from successful innovation largely intact.

A market is more apt to be vulnerable to coordinated conduct if the firm initiating a price increase will lose relatively few customers after rivals respond to the increase. Similarly, a market is more apt to be vulnerable to coordinated conduct if a firm that first offers a lower price or improved product to customers will retain relatively few customers thus attracted away from its rivals after those rivals respond.

The Agencies regard coordinated interaction as more likely, the more the participants stand to gain from successful coordination. Coordination generally is more profitable, the lower is the market elasticity of demand.

Coordinated conduct can harm customers even if not all firms in the relevant market engage in the coordination, but significant harm normally is likely only if a substantial part of the market is subject to such conduct. The prospect of harm depends on the collective market power, in the relevant market, of firms whose incentives to compete are substantially weakened by coordinated conduct. This collective market power is greater, the lower is the market elasticity of demand. This collective market power is diminished by the presence of other market participants with small market shares and little stake in the outcome resulting from the coordinated conduct, if these firms can rapidly expand their sales in the relevant market.

Buyer characteristics and the nature of the procurement process can affect coordination. For example, sellers may have the incentive to bid aggressively for a large contract even if they expect strong responses by rivals. This is especially the case for sellers with small market shares, if they can realistically win such large contracts. In some cases, a large buyer may be able to strategically undermine coordinated conduct, at least as it pertains to that buyer's needs, by choosing to put up for bid a few large contracts rather than many smaller ones, and by making its procurement decisions opaque to suppliers.

8. Powerful Buyers

Powerful buyers are often able to negotiate favorable terms with their suppliers. Such terms may reflect the lower costs of serving these buyers, but they also can reflect price discrimination in their favor.

The Agencies consider the possibility that powerful buyers may constrain the ability of the merging parties to raise prices. This can occur, for example, if powerful buyers have the ability and incentive to vertically integrate upstream or sponsor entry, or if the conduct or presence of large buyers undermines coordinated effects. However, the Agencies do not presume that the presence of powerful buyers alone forestalls adverse competitive effects flowing from the merger. Even buyers that can negotiate favorable terms may be harmed by an increase in market power. The Agencies examine the choices available to powerful buyers and how those choices likely would change due to the merger. Normally, a merger that eliminates a supplier whose presence contributed significantly to a buyer's negotiating leverage will harm that buyer.

Example 22: Customer C has been able to negotiate lower pre-merger prices than other customers by threatening to shift its large volume of purchases from one merging firm to the other. No other suppliers are as well placed to meet Customer C's needs for volume and reliability. The merger is likely to harm Customer C. In this situation, the Agencies could identify a price discrimination market consisting of Customer C and similarly placed customers. The merger threatens to end previous price discrimination in their favor.

Furthermore, even if some powerful buyers could protect themselves, the Agencies also consider whether market power can be exercised against other buyers.

Example 23: In Example 22, if Customer C instead obtained the lower pre-merger prices based on a credible threat to supply its own needs, or to sponsor new entry, Customer C might not be harmed. However, even in this case, other customers may still be harmed.

9. Entry

The analysis of competitive effects in Sections 6 and 7 focuses on current participants in the relevant market. That analysis may also include some forms of entry. Firms that would rapidly and easily enter the market in response to a SSNIP are market participants and may be assigned market shares. See Sections 5.1 and 5.2. Firms that have, prior to the merger, committed to entering the market also will normally be treated as market participants. See Section 5.1. This section concerns entry or adjustments to pre-existing entry plans that are induced by the merger.

As part of their full assessment of competitive effects, the Agencies consider entry into the relevant market. The prospect of entry into the relevant market will alleviate concerns about adverse competitive effects only if such entry will deter or counteract any competitive effects of concern so the merger will not substantially harm customers.

The Agencies consider the actual history of entry into the relevant market and give substantial weight to this evidence. Lack of successful and effective entry in the face of non-transitory increases in the margins earned on products in the relevant market tends to suggest that successful entry is slow or difficult. Market values of incumbent firms greatly exceeding the replacement costs of their tangible assets may indicate that these firms have valuable intangible assets, which may be difficult or time consuming for an entrant to replicate.

A merger is not likely to enhance market power if entry into the market is so easy that the merged firm and its remaining rivals in the market, either unilaterally or collectively, could not profitably raise price or otherwise reduce competition compared to the level that would prevail in the absence of the merger. Entry is that easy if entry would be timely, likely, and sufficient in its magnitude, character, and scope to deter or counteract the competitive effects of concern.

The Agencies examine the timeliness, likelihood, and sufficiency of the entry efforts an entrant might practically employ. An entry effort is defined by the actions the firm must undertake to produce and sell in the market. Various elements of the entry effort will be considered. These elements can include: planning, design, and management; permitting, licensing, or other approvals; construction, debugging, and operation of production facilities; and promotion (including necessary introductory discounts), marketing, distribution, and satisfaction of customer testing and qualification requirements. Recent examples of entry, whether successful or unsuccessful, generally provide the starting point for identifying the elements of practical entry efforts. They also can be informative regarding the scale necessary for an entrant to be successful, the presence or absence of entry barriers, the factors that influence the timing of entry, the costs and risk associated with entry, and the sales opportunities realistically available to entrants.

If the assets necessary for an effective and profitable entry effort are widely available, the Agencies will not necessarily attempt to identify which firms might enter. Where an identifiable set of firms appears to have necessary assets that others lack, or to have particularly strong incentives to enter, the Agencies focus their entry analysis on those firms. Firms operating in adjacent or complementary markets, or large customers themselves, may be best placed to enter. However, the Agencies will not presume that a powerful firm in an adjacent market or a large customer will enter the relevant market unless there is reliable evidence supporting that conclusion.

In assessing whether entry will be timely, likely, and sufficient, the Agencies recognize that precise and detailed information may be difficult or impossible to obtain. The Agencies consider reasonably

available and reliable evidence bearing on whether entry will satisfy the conditions of timeliness, likelihood, and sufficiency.

9.1 Timeliness

In order to deter the competitive effects of concern, entry must be rapid enough to make unprofitable overall the actions causing those effects and thus leading to entry, even though those actions would be profitable until entry takes effect.

Even if the prospect of entry does not deter the competitive effects of concern, post-merger entry may counteract them. This requires that the impact of entrants in the relevant market be rapid enough that customers are not significantly harmed by the merger, despite any anticompetitive harm that occurs prior to the entry.

The Agencies will not presume that an entrant can have a significant impact on prices before that entrant is ready to provide the relevant product to customers unless there is reliable evidence that anticipated future entry would have such an effect on prices.

9.2 Likelihood

Entry is likely if it would be profitable, accounting for the assets, capabilities, and capital needed and the risks involved, including the need for the entrant to incur costs that would not be recovered if the entrant later exits. Profitability depends upon (a) the output level the entrant is likely to obtain, accounting for the obstacles facing new entrants; (b) the price the entrant would likely obtain in the post-merger market, accounting for the impact of that entry itself on prices; and (c) the cost per unit the entrant would likely incur, which may depend upon the scale at which the entrant would operate.

9.3 Sufficiency

Even where timely and likely, entry may not be sufficient to deter or counteract the competitive effects of concern. For example, in a differentiated product industry, entry may be insufficient because the products offered by entrants are not close enough substitutes to the products offered by the merged firm to render a price increase by the merged firm unprofitable. Entry may also be insufficient due to constraints that limit entrants' competitive effectiveness, such as limitations on the capabilities of the firms best placed to enter or reputational barriers to rapid expansion by new entrants. Entry by a single firm that will replicate at least the scale and strength of one of the merging firms is sufficient. Entry by one or more firms operating at a smaller scale may be sufficient if such firms are not at a significant competitive disadvantage.

10. Efficiencies

Competition usually spurs firms to achieve efficiencies internally. Nevertheless, a primary benefit of mergers to the economy is their potential to generate significant efficiencies and thus enhance the merged firm's ability and incentive to compete, which may result in lower prices, improved quality, enhanced service, or new products. For example, merger-generated efficiencies may enhance competition by permitting two ineffective competitors to form a more effective competitor, e.g., by combining complementary assets. In a unilateral effects context, incremental cost reductions may reduce or reverse any increases in the merged firm's incentive to elevate price. Efficiencies also may

lead to new or improved products, even if they do not immediately and directly affect price. In a coordinated effects context, incremental cost reductions may make coordination less likely or effective by enhancing the incentive of a maverick to lower price or by creating a new maverick firm. Even when efficiencies generated through a merger enhance a firm's ability to compete, however, a merger may have other effects that may lessen competition and make the merger anticompetitive.

The Agencies credit only those efficiencies likely to be accomplished with the proposed merger and unlikely to be accomplished in the absence of either the proposed merger or another means having comparable anticompetitive effects. These are termed merger-specific efficiencies.¹³ Only alternatives that are practical in the business situation faced by the merging firms are considered in making this determination. The Agencies do not insist upon a less restrictive alternative that is merely theoretical.

Efficiencies are difficult to verify and quantify, in part because much of the information relating to efficiencies is uniquely in the possession of the merging firms. Moreover, efficiencies projected reasonably and in good faith by the merging firms may not be realized. Therefore, it is incumbent upon the merging firms to substantiate efficiency claims so that the Agencies can verify by reasonable means the likelihood and magnitude of each asserted efficiency, how and when each would be achieved (and any costs of doing so), how each would enhance the merged firm's ability and incentive to compete, and why each would be merger-specific.

Efficiency claims will not be considered if they are vague, speculative, or otherwise cannot be verified by reasonable means. Projections of efficiencies may be viewed with skepticism, particularly when generated outside of the usual business planning process. By contrast, efficiency claims substantiated by analogous past experience are those most likely to be credited.

Cognizable efficiencies are merger-specific efficiencies that have been verified and do not arise from anticompetitive reductions in output or service. Cognizable efficiencies are assessed net of costs produced by the merger or incurred in achieving those efficiencies.

The Agencies will not challenge a merger if cognizable efficiencies are of a character and magnitude such that the merger is not likely to be anticompetitive in any relevant market.¹⁴ To make the requisite determination, the Agencies consider whether cognizable efficiencies likely would be sufficient to reverse the merger's potential to harm customers in the relevant market, e.g., by preventing price increases in that market.¹⁵ In conducting this analysis, the Agencies will not simply compare the magnitude of the cognizable efficiencies with the magnitude of the likely harm to competition absent the efficiencies. The greater the potential adverse competitive effect of a merger, the greater must be the cognizable efficiencies, and the more they must be passed through to customers, for the Agencies to conclude that the merger will not have an anticompetitive effect in the relevant market. When the potential adverse competitive effect of a merger is likely to be particularly substantial, extraordinarily great cognizable efficiencies would be necessary to prevent the merger from being anticompetitive. In adhering to this approach, the Agencies are mindful that the antitrust laws give competition, not internal operational efficiency, primacy in protecting customers.

In the Agencies' experience, efficiencies are most likely to make a difference in merger analysis when the likely adverse competitive effects, absent the efficiencies, are not great. Efficiencies

almost never justify a merger to monopoly or near-monopoly. Just as adverse competitive effects can arise along multiple dimensions of conduct, such as pricing and new product development, so too can efficiencies operate along multiple dimensions. Similarly, purported efficiency claims based on lower prices can be undermined if they rest on reductions in product quality or variety that customers value.

The Agencies have found that certain types of efficiencies are more likely to be cognizable and substantial than others. For example, efficiencies resulting from shifting production among facilities formerly owned separately, which enable the merging firms to reduce the incremental cost of production, are more likely to be susceptible to verification and are less likely to result from anticompetitive reductions in output. Other efficiencies, such as those relating to research and development, are potentially substantial but are generally less susceptible to verification and may be the result of anticompetitive output reductions. Yet others, such as those relating to procurement, management, or capital cost, are less likely to be merger-specific or substantial, or may not be cognizable for other reasons.

When evaluating the effects of a merger on innovation, the Agencies consider the ability of the merged firm to conduct research or development more effectively. Such efficiencies may spur innovation but not affect short-term pricing. The Agencies also consider the ability of the merged firm to appropriate a greater fraction of the benefits resulting from its innovations. Licensing and intellectual property conditions may be important to this enquiry, as they affect the ability of a firm to appropriate the benefits of its innovation. Research and development cost savings may be substantial and yet not be cognizable efficiencies because they are difficult to verify or result from anticompetitive reductions in innovative activities.

11. Failure and Exiting Assets

Notwithstanding the analysis above, a merger is not likely to enhance market power if imminent failure, as defined below, of one of the merging firms would cause the assets of that firm to exit the relevant market. This is an extreme instance of the more general circumstance in which the competitive significance of one of the merging firms is declining: the projected market share and significance of the exiting firm is zero. If the relevant assets would otherwise exit the market, customers are not worse off after the merger than they would have been had the merger been enjoined.

The Agencies do not normally credit claims that the assets of the failing firm would exit the relevant market unless all of the following circumstances are met: (1) the allegedly failing firm would be unable to meet its financial obligations in the near future; (2) it would not be able to reorganize successfully under Chapter 11 of the Bankruptcy Act; and (3) it has made unsuccessful good-faith efforts to elicit reasonable alternative offers that would keep its tangible and intangible assets in the relevant market and pose a less severe danger to competition than does the proposed merger.¹⁶

Similarly, a merger is unlikely to cause competitive harm if the risks to competition arise from the acquisition of a failing division. The Agencies do not normally credit claims that the assets of a division would exit the relevant market in the near future unless both of the following conditions are met: (1) applying cost allocation rules that reflect true economic costs, the division has a persistently negative cash flow on an operating basis, and such negative cash flow is not economically justified for the firm by benefits such as added sales in complementary markets or enhanced customer

goodwill,¹⁷ and (2) the owner of the failing division has made unsuccessful good-faith efforts to elicit reasonable alternative offers that would keep its tangible and intangible assets in the relevant market and pose a less severe danger to competition than does the proposed acquisition.

12. Mergers of Competing Buyers

Mergers of competing buyers can enhance market power on the buying side of the market, just as mergers of competing sellers can enhance market power on the selling side of the market. Buyer market power is sometimes called “monopsony power.”

To evaluate whether a merger is likely to enhance market power on the buying side of the market, the Agencies employ essentially the framework described above for evaluating whether a merger is likely to enhance market power on the selling side of the market. In defining relevant markets, the Agencies focus on the alternatives available to sellers in the face of a decrease in the price paid by a hypothetical monopsonist.

Market power on the buying side of the market is not a significant concern if suppliers have numerous attractive outlets for their goods or services. However, when that is not the case, the Agencies may conclude that the merger of competing buyers is likely to lessen competition in a manner harmful to sellers.

The Agencies distinguish between effects on sellers arising from a lessening of competition and effects arising in other ways. A merger that does not enhance market power on the buying side of the market can nevertheless lead to a reduction in prices paid by the merged firm, for example, by reducing transactions costs or allowing the merged firm to take advantage of volume-based discounts. Reduction in prices paid by the merging firms not arising from the enhancement of market power can be significant in the evaluation of efficiencies from a merger, as discussed in Section 10.

The Agencies do not view a short-run reduction in the quantity purchased as the only, or best, indicator of whether a merger enhances buyer market power. Nor do the Agencies evaluate the competitive effects of mergers between competing buyers strictly, or even primarily, on the basis of effects in the downstream markets in which the merging firms sell.

Example 24: Merging Firms A and B are the only two buyers in the relevant geographic market for an agricultural product. Their merger will enhance buyer power and depress the price paid to farmers for this product, causing a transfer of wealth from farmers to the merged firm and inefficiently reducing supply. These effects can arise even if the merger will not lead to any increase in the price charged by the merged firm for its output.

13. Partial Acquisitions

In most horizontal mergers, two competitors come under common ownership and control, completely and permanently eliminating competition between them. This elimination of competition is a basic element of merger analysis. However, the statutory provisions referenced in Section 1 also apply to one firm’s partial acquisition of a competitor. The Agencies therefore also review acquisitions of minority positions involving competing firms, even if such minority positions do not necessarily or completely eliminate competition between the parties to the transaction.

When the Agencies determine that a partial acquisition results in effective control of the target firm, or involves substantially all of the relevant assets of the target firm, they analyze the transaction much as they do a merger. Partial acquisitions that do not result in effective control may nevertheless present significant competitive concerns and may require a somewhat distinct analysis from that applied to full mergers or to acquisitions involving effective control. The details of the post-acquisition relationship between the parties, and how those details are likely to affect competition, can be important. While the Agencies will consider any way in which a partial acquisition may affect competition, they generally focus on three principal effects.

First, a partial acquisition can lessen competition by giving the acquiring firm the ability to influence the competitive conduct of the target firm. A voting interest in the target firm or specific governance rights, such as the right to appoint members to the board of directors, can permit such influence. Such influence can lessen competition because the acquiring firm can use its influence to induce the target firm to compete less aggressively or to coordinate its conduct with that of the acquiring firm.

Second, a partial acquisition can lessen competition by reducing the incentive of the acquiring firm to compete. Acquiring a minority position in a rival might significantly blunt the incentive of the acquiring firm to compete aggressively because it shares in the losses thereby inflicted on that rival. This reduction in the incentive of the acquiring firm to compete arises even if cannot influence the conduct of the target firm. As compared with the unilateral competitive effect of a full merger, this effect is likely attenuated by the fact that the ownership is only partial.

Third, a partial acquisition can lessen competition by giving the acquiring firm access to non-public, competitively sensitive information from the target firm. Even absent any ability to influence the conduct of the target firm, access to competitively sensitive information can lead to adverse unilateral or coordinated effects. For example, it can enhance the ability of the two firms to coordinate their behavior, and make other accommodating responses faster and more targeted. The risk of coordinated effects is greater if the transaction also facilitates the flow of competitively sensitive information from the acquiring firm to the target firm.

Partial acquisitions, like mergers, vary greatly in their potential for anticompetitive effects. Accordingly, the specific facts of each case must be examined to assess the likelihood of harm to competition. While partial acquisitions usually do not enable many of the types of efficiencies associated with mergers, the Agencies consider whether a partial acquisition is likely to create cognizable efficiencies.

FOOTNOTES

¹ These Guidelines replace the Horizontal Merger Guidelines issued in 1992, revised in 1997. They reflect the ongoing accumulation of experience at the Agencies. The Commentary on the Horizontal Merger Guidelines issued by the Agencies in 2006 remains a valuable supplement to these Guidelines. These Guidelines may be revised from time to time as necessary to reflect significant changes in enforcement policy, to clarify existing policy, or to reflect new learning. These Guidelines do not cover vertical or other types of non-horizontal acquisitions.

2 These Guidelines are not intended to describe how the Agencies will conduct the litigation of cases they decide to bring. Although relevant in that context, these Guidelines neither dictate nor exhaust the range of evidence the Agencies may introduce in litigation.

3 High margins commonly arise for products that are significantly differentiated. Products involving substantial fixed costs typically will be developed only if suppliers expect there to be enough differentiation to support margins sufficient to cover those fixed costs. High margins can be consistent with incumbent firms earning competitive returns.

4 If the pricing incentives of the firms supplying the products in the candidate market differ substantially from those of the hypothetical monopolist, for reasons other than the latter's control over a larger group of substitutes, the Agencies may instead employ the concept of a hypothetical profit-maximizing cartel comprised of the firms (with all their products) that sell the products in the candidate market. This approach is most likely to be appropriate if the merging firms sell products outside the candidate market that significantly affect their pricing incentives for products in the candidate market. This could occur, for example, if the candidate market is one for durable equipment and the firms selling that equipment derive substantial net revenues from selling spare parts and service for that equipment.

5 Market definition for the evaluation of non-merger antitrust concerns such as monopolization or facilitating practices will differ in this respect if the effects resulting from the conduct of concern are already occurring at the time of evaluation.

6 While margins are important for implementing the hypothetical monopolist test, high margins are not in themselves of antitrust concern.

7 For customers operating in multiple locations, only those customer locations within the targeted zone are included in the market.

8 If this type of supply side substitution is nearly universal among the firms selling one or more of a group of products, the Agencies may use an aggregate description of markets for those products as a matter of convenience.

9 For example, a market consisting of four firms with market shares of thirty percent, thirty percent, twenty percent, and twenty percent has an HHI of 2600 ($302 + 302 + 202 + 202 = 2600$). The HHI ranges from 10,000 (in the case of a pure monopoly) to a number approaching zero (in the case of an atomistic market). Although it is desirable to include all firms in the calculation, lack of information about firms with small shares is not critical because such firms do not affect the HHI significantly.

10 For example, the merger of firms with shares of five percent and ten percent of the market would increase the HHI by 100 ($5 \times 10 \times 2 = 100$).

11 For this purpose, the value of diverted sales is measured in proportion to the lost revenues attributable to the reduction in unit sales resulting from the price increase. Those lost revenues equal the reduction in the number of units sold of that product multiplied by that product's price.

12 Such a merger also can cause adverse coordinated effects, especially if the acquired firm with excess capacity was disrupting effective coordination.

13 The Agencies will not deem efficiencies to be merger-specific if they could be attained by practical alternatives that mitigate competitive concerns, such as divestiture or licensing. If a merger affects not whether but only when an efficiency would be achieved, only the timing advantage is a merger-specific efficiency.

14 The Agencies normally assess competition in each relevant market affected by a merger independently and normally will challenge the merger if it is likely to be anticompetitive in any relevant market. In some cases, however, the Agencies in their prosecutorial discretion will consider efficiencies not strictly in the relevant market, but so inextricably linked with it that a partial divestiture or other remedy could not feasibly eliminate the anticompetitive effect in the relevant market without sacrificing the efficiencies in the other market(s). Inextricably linked efficiencies are most likely to make a difference when they are great and the likely anticompetitive effect in the relevant market(s) is small so the merger is likely to benefit customers overall.

15 The Agencies normally give the most weight to the results of this analysis over the short term. The Agencies also may consider the effects of cognizable efficiencies with no short-term, direct effect on prices in the relevant market. Delayed benefits from efficiencies (due to delay in the achievement of, or the realization of customer benefits from, the efficiencies) will be given less weight because they are less proximate and more difficult to predict. Efficiencies relating to costs that are fixed in the short term are unlikely to benefit customers in the short term, but can benefit customers in the longer run, e.g., if they make new product introduction less expensive.

16 Any offer to purchase the assets of the failing firm for a price above the liquidation value of those assets will be regarded as a reasonable alternative offer. Liquidation value is the highest value the assets could command for use outside the relevant market.

17 Because the parent firm can allocate costs, revenues, and intra-company transactions among itself and its subsidiaries and divisions, the Agencies require evidence on these two points that is not solely based on management plans that could have been prepared for the purpose of demonstrating negative cash flow or the prospect of exit from the relevant market.

Part VII. Polar Difference in Economic Regulation of Developed and Developing Countries

As You know, a developed country is “industrialized country, more developed country, or “more economically developed country” (MEDC), is a sovereign state that has a developed

economy and advanced technological infrastructure relative to other less industrialized nations. Most commonly, the criteria for evaluating the degree of economic development are gross domestic product (GDP), gross national product (GNP), the per capita income, level of industrialization, amount of widespread infrastructure and general standard of living.” [39]

I think, that in developed countries, the private sector is very strong and does not need help. Such a private sector can even solve some social problems through taxes and charitable actions. Additional support to such a private sector can be justified only in extreme cases of the need to implement the keenly needful achievements of science, technology and medical innovations.

In developing countries, a weak private sector does not stand up to competition with strong foreign competitors and often becomes poorer and poorer and finds itself in a "evil circle" of poverty. In this case, the state should not be in the role of waiting - it is also a participant in the market and should subsidize the private sector or apply mechanisms of low-cost loans and maximal effective low tax and interest rates for attract investments.

Between rich and poor, mutually beneficial relationships are possible. Some in developed countries think that if they endlessly impoverish the poor, they themselves will be richer in the endless future. This is not true. The poverty of others burdens the rich and, in general, the states.

Mutually-beneficial relations between rich and poor countries should develop in 2 main directions: 1) applying of scientific and technological achievements from developed to developing countries; 2) improvement of gross macroeconomic indicators and employment with the use of low-paid low-skilled personnel from developing to developed countries.

I have been researching competition for a long time and see that in competition with the rich, the poor always lose, but everything comes up to consciousness. If the rich know that further impoverishment of the poor will necessarily bad deal for all, the world will become happier for everyone.

My approximate calculations showed (Table 1) that, despite the higher rates of development of developing countries, developed countries live exactly the same better, which undoubtedly requires observation by international economic structures over to still existing of some certain economic discrimination.

By data from International Monetary Fund [40], in the US, we see the necessary sharp increase in industrial production (Figure 1) and exports of goods (Figure 2), which is very good and this should be the strategic goal for any country. It is very difficult to develop science and industry, but it is very necessary for employment and progress. Some countries focus on the non-real sectors of the economy, which in the beginning gives income, but then we see sharp declines. Thanks to America for a good example and clarity, that a wise economic reform can give significant results.

Table 1

Difference in living standards and economic growth rates of developed and developing countries

(my rough estimate of the 20th and 21st centuries)

Countries	GDP growth per year (%)	GDP per capita (developing=1)
Developed	3.4 (20th); 2.9 (21st)	38.5 (20th); 38.5 (21st)
Developing	5.3 (20th); 5.2 (21st)	1

Figure 1



Figure 2



In our researches [3-6], course of lectures and practical exercises, for development of business plans at a professional level, we - the authors of this work discussed in detail the methods of the United Nations Industrial Development Organization [41] and the European Bank for Reconstruction and Development [42] and, taking into account local specifications, we propose priorities of conclusions:

- 1) with the development of international technical means of communication, it is necessary active caring (but not forcible) participation of the state in the most urgent priorities of employment, demography, security, medicine, etc.
- 2) we think, that healthy food with environmentally clean technologies is also main priority in modern conditions;
- 3) a sedentary lifestyle necessitates the development of mass sports and tourism with the family business of the tourist-recreational sphere;
- 4) improving the training of professional managers, especially in skills in creative vision of the strategy, working out of business plans, organizing of economic analysis and calculation of efficiency.

Part VIII. Efficiency of Manager's Characteristic Features

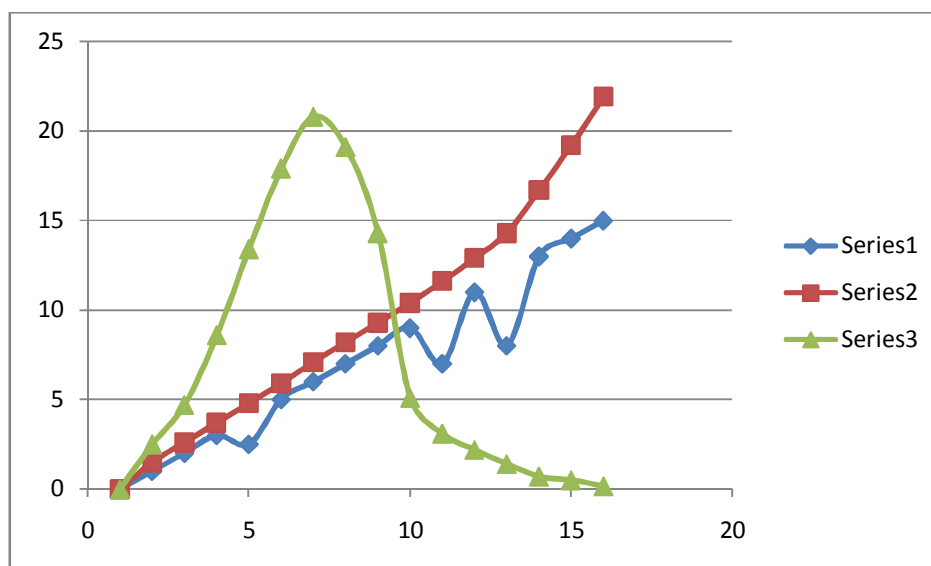


The world is tired from the long-standing conflicts and today there was a great hope of improving the economic relations of the largest countries [43]. With scientific and technological ups, naturally, there is a growing need for qualified management. I have long been studying the really phenomenal experience of the American School of Management [4; 8] and now I offer my some visions for the future about it.

Correlations of managerial professionalism (mostly individual character) with efficiency, managerial safe professionalism (mostly coordinated nature) with efficiency and managerial strictness with efficiency [Figure 1] shows, that mostly coordinated nature of safe professional manager has the best efficiency and perspectives. We see, that managerial strictness is needed also, but an excessive severity has very negative consequences.

Figure 1

Correlations of Managerial Professionalism (mostly individual character) with Efficiency[Series1], Managerial Safe Professionalism (mostly coordinated nature) with Efficiency[Series 2] and Managerial Strictness with Efficiency[Series 3]

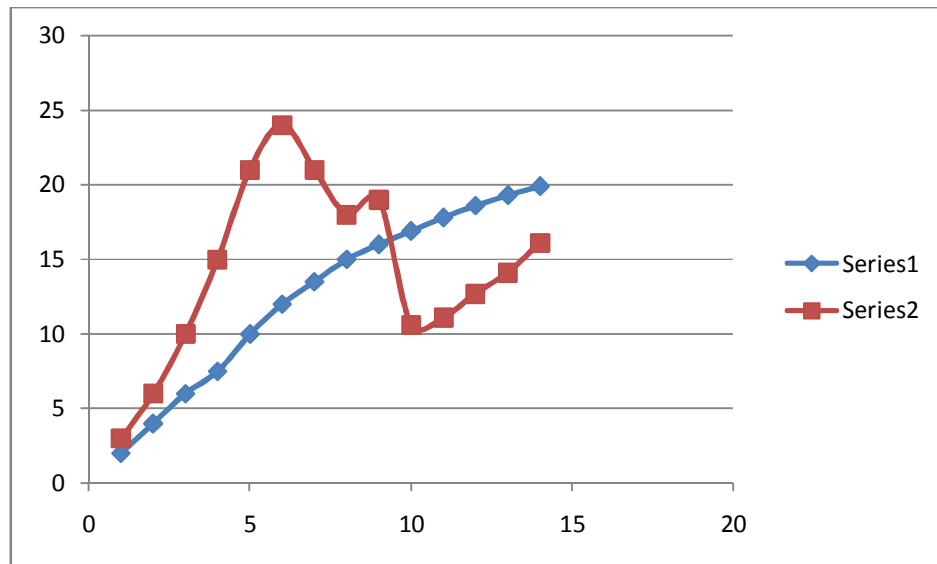


Source: Author's Researches in International Business.

The need for science is growing, but scientists are still in a large minority. We need very good specialists in strategic management. This was revealed by research of the correlations (Figure 2) of creative manager (oriented on strategic multi-factorial intuition) with efficiency and operative manager (oriented on current demands) with efficiency.

Figure 2

Correlations of Creative Manager (oriented on strategic multi-factorial intuition) with Efficiency[Series1] and Operative Manager (oriented on current demands) with efficiency[Series2]

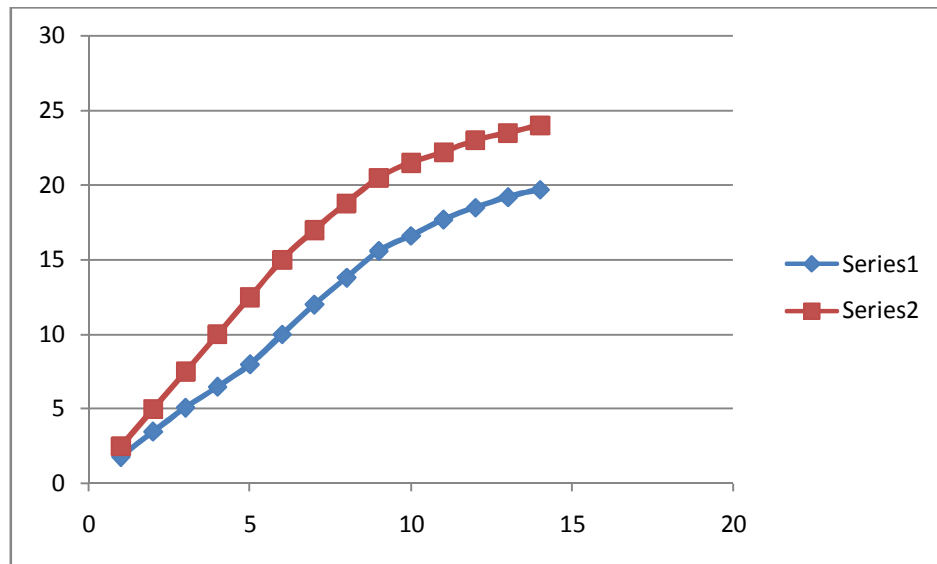


Source: Author's Researches in International Business.

An energy is a very good character trait of any specialist , but now we need more highly qualified (Figure 3), brave (Figure 4), specialized (Figure 5), charismatic (Figure 6), generous (Figure 7) and morally persistent managers (Figure 8), who can effectively act in very dangerous conditions of high risks and masked competitions.

Figure 3

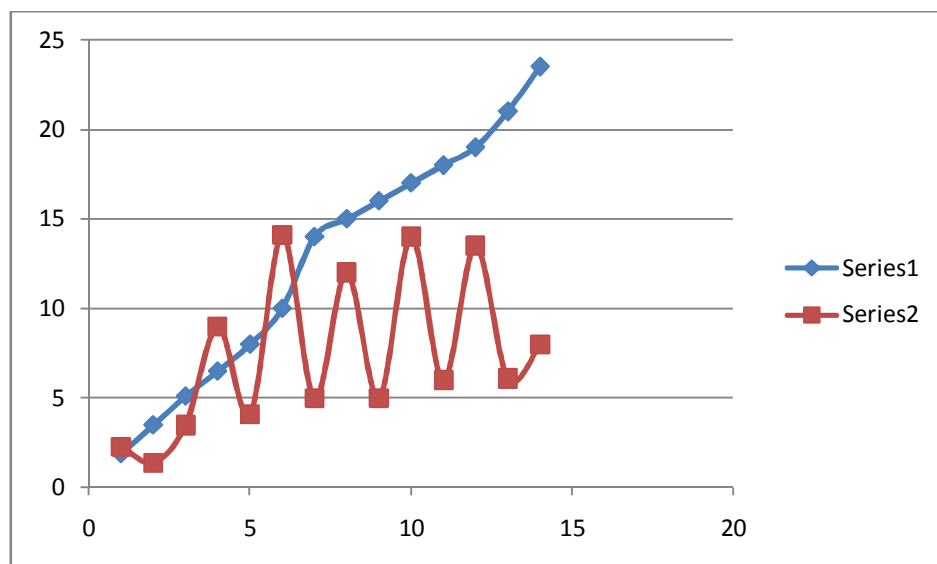
Correlations of Energetic Manager with Efficiency[Series1] and Intellectual Manager with Efficiency[Series2]



Source: Author's Researches in International Business.

Figure 4

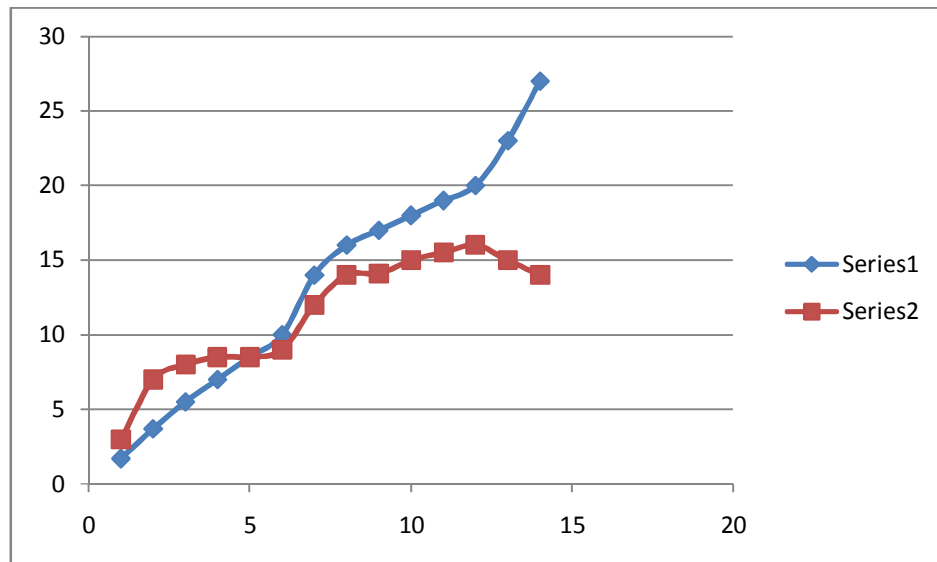
Correlations of Brave Manager with Efficiency[Series1] and Emotional Manager with Efficiency[Series2]



Source: Author's Researches in International Business.

Figure 5

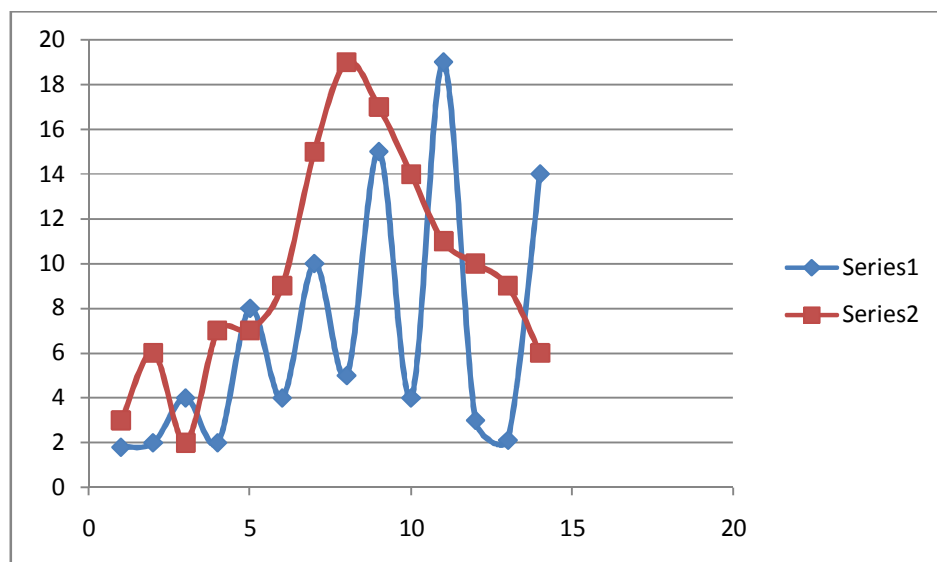
Correlations of Specialized Manager with Efficiency[Series1] and Diversified Manager with Efficiency[Series2]



Source: Author's Researches in International Business.

Figure 6

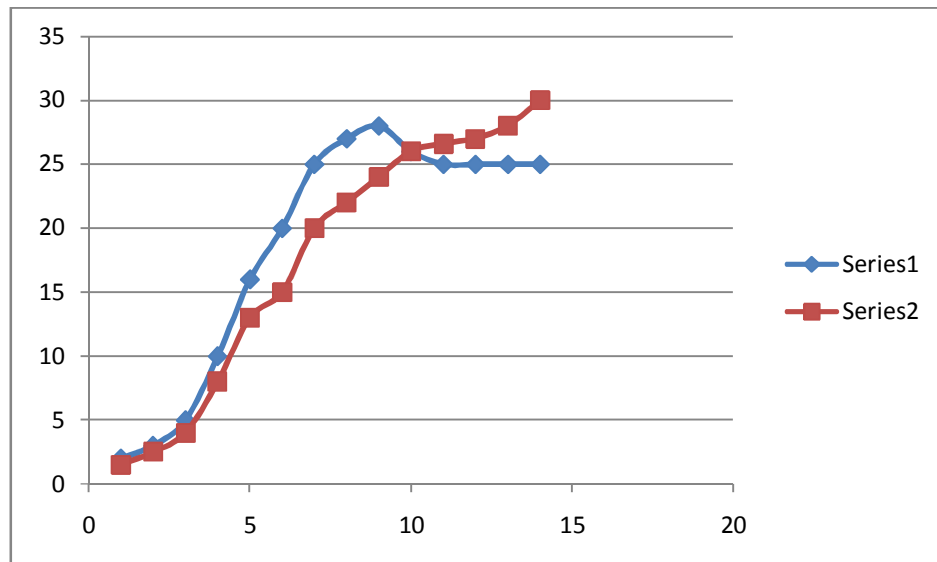
Correlations of Charismatic Manager with Efficiency[Series1] and "Standardized" Manager with Efficiency[Series2]



Source: Author's Researches in International Business.

Figure 7

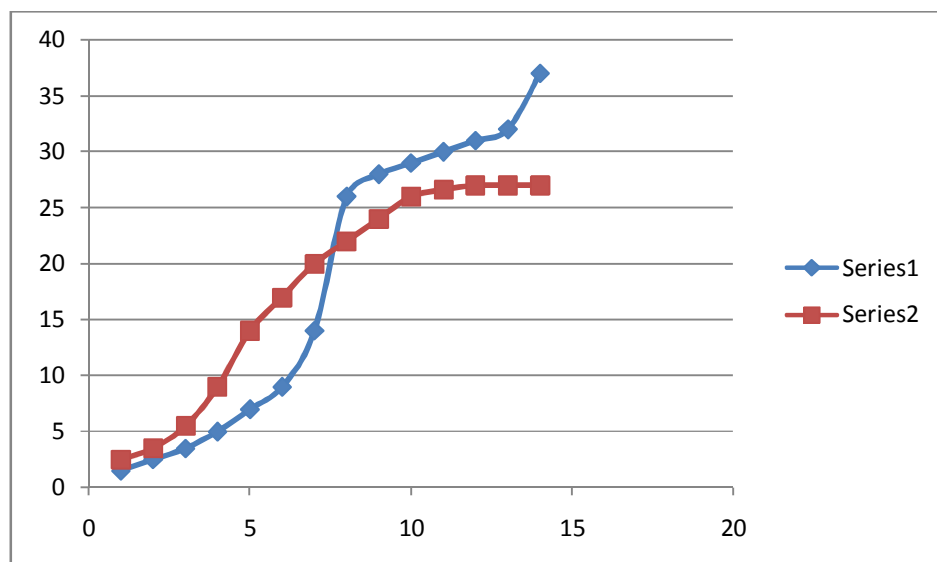
Correlations of Selfish Manager (mostly oriented on own profit) with Efficiency[Series1] and Generous Manager (mostly oriented on co-workers motivation) with Efficiency[Series2]



Source: Author's Researches in International Business.

Figure 8

Correlations of Morally Persistent Manager (mostly oriented on moral stimulus) with Efficiency[Series1] and Pragmatic Manager (mostly oriented on material stimulus) with Efficiency[Series2]



Source: Author's Researches in International Business.

About Revaz Lordkipanidze

Please See work of Academic Doctor of Economy David Chlaidze [44]:

For determination of the most exact understanding about competition, on a base of economic-mathematical analysis, Revaz Lordkipanidze used even physics and define the natural force of competition by experience of famous Ohm's law ($I=V/R$), where “I” is the force of competition, “V” (voltage) – the volume of market, “R” (resistance) – the largest supplier. This natural similarity of the strength of electric current (“current through a conductor”), makes possible to determine the strength of competition and the optimal - the most effective level of competition.

With the growth of the number of competitors, the strength of competition grows, but a very large number of market participants, in opinion of R. Lordkipanidze, can cause a "short circuit" and "overheating" of the economy, as a result, a hyperinflation surplus and a severe crisis shock.

R. Lordkipanidze writes, that ”We do not need the competition of an infinitely large number of "ants" in the economy - need a natural competition of diligent competitors, where all participants (not only small, but also large) of the competition do their necessary (effective) business” [Ref. 6:93].

Biography and main scientific works of Revaz Lordkipanidze



Revaz Lordkipanidze (was born 1965, 7 Jan) is an economist and politician, doctor of sciences (economics, world economy and international economic relations), member of the American Economic Association, gold medalist of Georgian Ministry of Education. R. Lordkipanidze was winner (independently) of the first local democratic election in Georgia, acting minister of regional economy (Adjara), initiator of the creation of free economic zones in Georgia and the governmental economic structure for reasonable economic regulations. He graduated Tbilisi State University with Honored Diploma (1986) and Institute of Economy and Law(Georgian Academy of Sciences, 1990), St. Petersburg State University with diploma of doctor (1998–1999), was member (first from post USSR countries) of The Academy of Political Science (NY, United States) with certificates (1998–2010), with successfully certify EU TACIS Project (Cleaner production, 2003) and University of Minnesota (The United States, Training program, 2011), elected academician of the Georgian Academy of Economic Sciences and founder of the Philanthropic Research Academy named after Economist A. Gunia. As young doctor of sciences (1999), Revaz Lordkipanidze was granted with the first quality scholarship of President of Georgia and he is in Biographical Dictionary of Georgia and Georgian Economic Encyclopedia (Footnotes: 1: <http://www.nplg.gov.ge/bios/en/00001504/>; 2: 377; 3: <http://gtu.ge/News/8264/>; 4: <http://geomedi.edu.ge/?p=749&lang=en> ; 5: 385-386; 6: 78-79).

As a fighter for peaceful economic relations, Revaz Lordkipanidze acts against dishonest monopolies in the world economy to a better life of a human. He is author of publications about religious base of economic growth, development of the formulation of experts from the European Union for the effectiveness of economic structural changes, US role in world progress and new structure of world market. Anti-terrorist R. Lordkipanidze writes for the prosperous future, but his works dedicated also to those, who died many years ago in the mass repressions of the atheistic former Soviet Union (1937). He is for American traditions of a competence and mutual respect of the Republican (Donald Trump with real essential economic reforms) and Democrat leaders. R. Lordkipanidze thinks differently from some classical views about competition. For practice of inter-money system optimal stimulation and macroeconomic structure marginal efficiency, by indexes of Lordkipanidze law of economic

competition, the less (till optimal levels) are output of monopoly and excess (bad-quality or needless) production (or services), the more is the force of competition. In theory of economic relativity, Revaz Lordkipanidze summarizes the practice of price behavior. The author considers, that some Christian masterpieces (for example Wonder-working Icon), natural resources (for example uranium and any other resources for mc^2 by mass-energy equivalence) and scientific and technological innovations (for example computer) can have a huge price (even invaluable for Humanity) in the comparison to relatively minimal costs of their production. Revaz Lordkipanidze offers also conclusions for polar difference in economic regulation of developed and developing countries (Attachment 1), construction new economic system in macroeconomics of post-crisis conditions and competitive non-monopolistic equilibrium (between private and public properties) as optimal way of marginal results of economical system (Footnotes: 6-17). Revaz Lordkipanidze wrote Christian Chants (Footnotes: 18) to glory of God.

Participation of R. Lordkipanidze in events of different organizations:

- The Academy of Political Sciences (New York, USA), Golden membership certificates, with 1998.
- New York Academy of Sciences (USA), Membership silver medal, 1998.
- California Academy of Sciences (USA), with 1998.
- TACIS Project in the Selected countries of the NIS: Moldova, Georgia and Kazakhstan, Preparing a Business Case for CP Investment, 2003.
- University of Minnesota (USA), Program "Environmental Health", Geomedi - UM, 2011.
- International Olympic Committee, "The Sport Administrators Course", Geomedi - IOC, 2012.

- Institute of Biostructure and Biomaging (Italy), Course "Biomedicine and Modern Technologies", Geomedi - CNR - Napoli, 2013.
- Freedom and Entrepreneurship (Friedrich Naumann Stiftung, etc.), Tbilisi, 2014.
- What is needed for success (New Economic School, University of Georgia), Tbilisi, 2015.
- Free Market Road Show (Austrian Economics Center, etc.), Tbilisi, 2015.
- European Students for Liberty, Tbilisi Regional Conference, 2016.
- The 17th Annual International Conference on American Studies, Institute of American Studies at Ivane Javakhishvili Tbilisi State University, 2016.
- The Open Door Center (USA), Tbilisi, 2015-2016 (with Champion title in the open sports tournament of amateurs).
- The Open Door Center (USA), Tbilisi, 2017 (Phases 2, with Silver medal in the open sports tournament of amateurs).
- Russian Academy of Natural Sciences, 2018, foreign member.
- The most friendly lecturer of the Year: from Students of the University Geomedi (Georgia).

Revaz Lordkipanidze is married and has two children. His hobby is mathematics, also basketball and swimming.

Revaz Lordkipanidze, as the youngest candidate (at the age of 25) and after Doctor of Economic Sciences in Georgia (at the age of 34) and after registration in the international scientific network of the ResearchGate (2018), the rating of his works quickly grew to 14.92 (Attachment 2), which was higher than the rating of even some Nobel laureates and many experienced economists.

FOOTNOTES

about Revaz Lordkipanidze

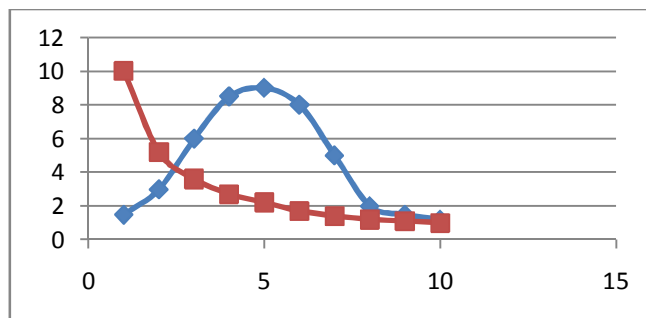
1. Biographical Dictionary of Georgia about Revaz Lordkipanidze. - Tbilisi, Georgian Parliamentary Library.
2. Encyclopedic Dictionary of Economics (Issued by A. Silagadze and others) about Revaz Lordkipanidze. - Tbilisi, TSU, Publishing House "Innovation", 2005.
3. Georgian Technical University about Revaz Lordkipanidze News "Competition theory's "sensational" implicit defects and urgent regulations". - Tbilisi, 2018, 2 Feb.
4. University Geomedi about Revaz Lordkipanidze Public Lecture. - Tbilisi, 2016, 11 May.
5. Short Economic-Financial Encyclopedic Dictionary about Revaz Lordkipanidze. - Lipartia Z. Financial Management Philosophy, Tbilisi, Publishing House "Universal", 2017.
6. Lordkipanidze R., *Dialectics to Understanding of International Competition: For Fundamentals and Practice of Business and Public Law*. 2018. Tbilisi, Reviewed and prepared for publication in Philanthropic Research Academy named after Economist A. Gunia for the Digital Library of the Georgian Parliament.
ISBN 978-9941-8-0217-1 (PDF) <http://dspace.nplg.gov.ge/handle/1234/271351>
7. Lordkipanidze R., *About the Christian, Political and Theoretical bases of Economic growth*, Tbilisi, 2013, ISBN 978-9941-0-5303-0, <http://dspace.nplg.gov.ge/handle/1234/11421>
8. Lordkipanidze R., *For international antimonopoly policy against poverty in effective structure of world economy (Conception)*. - <http://dspace.nplg.gov.ge/handle/1234/47096>
9. Lordkipanidze R., *Discovery of signs and indexes of Law of economic competition with similarity of Law of electric current*. - <http://dspace.nplg.gov.ge/handle/1234/47189>

10. Lordkipanidze R., Management with speed of light. - <http://dspace.nplg.gov.ge/handle/1234/38131>
11. Lordkipanidze R., The Objective Law of Competition, Tbilisi, 2015, ISBN 978-9941-0-7342-7 (PDF), <http://dspace.nplg.gov.ge/bitstream/1234/73769/1/TheObjectiveLawofCompetition.pdf>
12. Lordkipanidze R., Phillips curve and necessity of global audit for living level's essential growth, Tbilisi, The New Economist, 2013, N4: 40-43. http://loi.ge/media/pdf/eko-2013-4_jIIys9f.pdf
13. Lordkipanidze R., The Generalization of Smith and Nash Polar Opposite Principles about the Perfection of a Market and own Political-Economic and Mathematical Interpretation, Tbilisi, 2016, ISBN 978-9941-0-9165-0 (PDF), <http://dspace.nplg.gov.ge/handle/1234/173368>
14. Lordkipanidze R., The Force of International Competition (For the Fundamentals of Business and Law). - Tbilisi, 2017, ISBN 978-9941-0-9633-4 (PDF), <http://dspace.nplg.gov.ge/bitstream/1234/193397/1/TheForceOfInternationalCompetition.pdf>
15. Lordkipanidze R., The Theoretical Principles of the Objective Law of Competition and a Defense of Honest Big as well as Small Businesses. - Tbilisi, 2017, ISBN 978-9941-447-65-5, <http://saba.com.ge/books/details/8324> (In English, for Kindle Readers)
16. Lordkipanidze R., Some misconceptions about perfect competition in economic theory and urgent recommendations for practice. Internet Journal PRO-Economics, 2018:4 <http://en.proeconomics.net/cgi-bin/nav.cgi?year=2018&num=4>
17. Lordkipanidze R., Some classical and new errors in competition theory and for the best know-how of America, China and Germany. - Tbilisi, Digital fund of Georgian Parliament Library "Iverieli", 2018. <http://dspace.nplg.gov.ge/handle/1234/263053>
18. Lordkipanidze R., Chants to the Glory of God. - Tbilisi, 2017, ISMN 979-0-802101-06-7, <http://dspace.nplg.gov.ge/handle/1234/229109>

Revaz Lordkipanidze



**Polar Difference in Economic Regulation of
Developed and Developing Countries**





Revaz Lordkipanidze
www.researchgate.net



ResearchGate

Home More ▾



Revaz Lordkipanidze

14.92 · Doctor of Economic Sciences

+ Add new

Overview

Contributions

Info

Stats >

Introduction



References

1. Archil Iveri Prangishvili, Roman Samkharadze, Medea Tevdoradze, Lia Gachechiladze, Nino Lolashvili. Development of Distributed Complex Network for Representation of Knowledge Base.

https://www.researchgate.net/publication/321634773_Development_of_Distributed_Complex_Network_for_Representation_of_Knowledge_Base

2. Dimitri Kordzaia, Ilia Chanukvadze, Mikheil Jangavadze. Functional Anatomy of Intrahepatic Biliary System (Clinical and Experimental Data).

https://www.researchgate.net/publication/268505403_Functional_Anatomy_of_Intrahepatic_Biliary_System_Clinical_and_Experimental_Data

3. Revaz Lordkipanidze. Competition theory's "sensational" implicit defects and urgent regulations. - Parliament of Georgia, Digital Library Iverieli

<http://dspace.nplg.gov.ge/bitstream/1234/247873/1/Konkurenciis-Teoriis-Sensac...pdf>

https://www.researchgate.net/publication/325607570_Competition_theory's_sensational_implicit_defects_and_urgent_regulations_-

[_Parliament_of_Georgia_Digital_Library_Iverieli_httpdspace.nplg.gov.ge/bitstream/1234/247873/1/Konkurenciis-Teoriis-Sensac.pdf](#)

4. Revaz Lordkipanidze. American Studies on Economic Wonderworks and Goodness: My Half-Century Sincere Love and Scientific Interests.

https://www.researchgate.net/publication/326328169_American_Studies_on_Economic_Wonderworks_and_Goodness_My_Half-Century_Sincere_Love_and_Scientific_Interests_-

[_Tbilisi_2018_Philanthropic_Research_Academy_for_the_Digital_Library_of_the_Georgian_Parliament](#)

5. Revaz Lordkipanidze. Some misconceptions about perfect competition in economic theory and urgent recommendations for practice. - Internet Journal Pro-Economics, 2018:4, https://www.researchgate.net/publication/325698790_Some_misconceptions_about_perfect_competition_in_economic_theory_and_urgent_recommendations_for_practice_-_Internet_Journal_Pro-Economics_20184_httpwwwproeconomicsrucatalog20184lordkipanidzepdf_Mezdun
6. Revaz Lordkipanidze, David Chlaidze, Nino Stepnadze, Salome Ebrelidze, etc. About Priorities of Management. <http://dspace.nplg.gov.ge/handle/1234/274650>
https://www.researchgate.net/publication/326400433_About_Priorities_of_Management_-_Tbilisi_Philanthropic_Research_Academy_for_the_Digital_Library_of_the_Georgian_Parliament_2018
7. Revaz Lordkipanidze. Polar difference in economic regulation of developed and developing countries
https://www.researchgate.net/publication/326251033_Polar_Difference_in_Economic_Regulation_of_Developed_and_Developing_Countries_-_httpdspace.nplg.gov.ge/handle/1234/273604_Tbilisi_Philanthropic_Research_Academy_for_the_Digital_Library_of_Georgian_Parliament
8. Revaz Lordkipanidze. Competitive international business and effective state neuroeconomic mechanisms (Textbook: Fundamental Principles from Monographic Researches for Students and Specialists of Economics, Public Administration and Marketing).
https://www.researchgate.net/publication/326092780_Competitive_International_Business_and_Effective_State_Neuroeconomic_Mechanisms_Textbook_Fundamental_Principles_from_Monographic_Researches_for_Students_and_Specialists_of_Economics_Public_Administrat
9. Revaz Lordkipanidze. Efficiency of Manager's Characteristic Features. 2-nd edition: Efficiency of Manager's Characteristic Features. - Tbilisi, Philanthropic Research Academy for Digital Library of the Georgian Parliament, 2nd Edition as E-Book, 2018.
<http://dspace.nplg.gov.ge/handle/1234/274647>

10. Center for Neuroeconomics Study at Duke University <http://dibs.duke.edu/research/d-cides/research/neuroeconomics>. - <https://en.wikipedia.org/wiki/Neuroeconomics>
11. F. Taylor, Principles of Scientific Management, 1911,
https://en.wikipedia.org/wiki/The_Principles_of_Scientific_Management
12. R. Lordkipanidze, About the New Direction of Management. - Tbilisi, 2016, on Georgian,
<http://revaz-lordkipanidze.simplesite.com/427768716>
13. R. Lordkipanidze, The Objective Law of Competition. - Tbilisi, 2015, on English,
<http://dspace.nplg.gov.ge/bitstream/1234/73769/1/TheObjectiveLawofCompetition.pdf>
14. R. Lordkipanidze, For international antimonopoly policy against poverty in effective structure of world economy (Conception). - Tbilisi, 2014.
<http://dspace.nplg.gov.ge/handle/1234/47096>
15. Hanry Ford https://en.wikipedia.org/wiki/Henry_Ford
16. Frederick Herzberg https://en.wikipedia.org/wiki/Frederick_Herzberg
17. Abraham_Maslow https://en.wikipedia.org/wiki/Abraham_Maslow
18. American Economic Association <https://www.aeaweb.org/>
19. Free Online Courses <http://www.openculture.com/freeonlinecourses>
20. Fulbright Scholar Program <https://www.cies.org/>
21. Erasmus+ http://ec.europa.eu/programmes/erasmus-plus/node_en
22. Revaz Lordkipanidze. Global competition for effective enrichment of a human, ISBN 978-9941-0-6301-5 <http://dspace.nplg.gov.ge/handle/1234/29377>

23. Revaz Lordkipanidze, For defense of the force of rational competition – from myth to discovery of law, ISBN 978-9941-0-7312-0 (PDF), <http://dspace.nplg.gov.ge/handle/1234/69407>
24. HHI <https://www.justice.gov/atr/herfindahl-hirschman-index>
25. Entropy. - <http://en.wikipedia.org/wiki/Entropy>
26. Vladimer Papava. Efficiency of Public Production and Interbranch Models (Productivity Problems). - Tbilisi, Science, 1988: 218-240.
27. Independence Day (United States).
- [http://en.wikipedia.org/wiki/Independence_Day_\(United_States\)](http://en.wikipedia.org/wiki/Independence_Day_(United_States))
28. Industrial Production (Annual): Percent change from previous year by data from International Monetary Fund. - <http://www.imf.org/external/datamapper/datasets/IFS/4>
29. Revaz Lordkipanidze. About Development of Computer-Machinery Production in the USA. - Tbilis, TSU, International Conference on American Studies, 2009.
30. Revaz Lordkipanidze. The USA and Perspective of Small Countries' Economic Policy. - Tbilis, TSU, International Conference on American Studies, 2012.
31. Revaz Lordkipanidze. About Small Business in the US: Example for Former “Socialist” Countries. - Tbilis, TSU, International Conference on American Studies, 2006.
32. Revaz Lordkipanidze. Ronald Reagan's Tax Reform and Questions for Perfection of Economic Policy in Modern Conditions. - Tbilis, TSU, International Conference on American Studies, 2004.
33. Revaz Lordkipanidze. The US Banking-Financial System. - Tbilis, TSU, International Conference on American Studies, 2005.

34. Revaz Lordkipanidze. Objective economic laws in The USA and EU formulation's development. - Tbilis, TSU, International Conference on American Studies, 2013.
35. Revaz Lordkipanidze. US Educational Cooperation on the Example of Independent Georgia. - Tbilis, TSU, International Conference on American Studies, 2016.
36. Revaz Lordkipanidze. American Experience of Market Competitiveness Assessment and our Recommendations to Overcome "Sensational" Theoretical Defects in Practice. - Tbilis, TSU, International Conference on American Studies, 2018.
37. Revaz Lordkipanidze. The USA Progressive Influence for the Development of the World Market and the Georgian Economy. - Tbilis, TSU, International Conference on American Studies, 2004-2005.
38. Revaz Lordkipanidze. Dialectics to Understanding of International Competition: For Fundamentals and Practice of Business and Public Law. 2018. Tbilisi, Philanthropic Research Academy named after Economist A. Gunia for the Digital Library of the Parliament Georgia. ISBN 978-9941-8-0217-1 (PDF) <http://dspace.nplg.gov.ge/handle/1234/271351>
https://www.researchgate.net/publication/325813127_Dialectics_to_Understanding_of_International_Competition_For_Fundamentals_and_Practice_of_Business_and_Public_Law_2018_Tbilisi_Philanthropic_Research_Academy_named_after_Economist_A_Gunia_for_the_Digi
39. Developed Country. - https://en.wikipedia.org/wiki/Developed_country
40. Industrial Production (Annual): Percent change from previous year by data from International Monetary Fund. - <http://www.imf.org/external/datamapper/datasets/IFS/4>
41. United Nations Industrial Development Organization
https://en.wikipedia.org/wiki/United_Nations_Industrial_Development_Organization
42. European Bank for Reconstruction and Development
https://en.wikipedia.org/wiki/European_Bank_for_Reconstruction_and_Development

43. Trump hails face-to-face talks with Putin 'a good start' ahead of joint press conference at key US-Russia summit - live updates. – London, The Telegraph: News: 2018/07/16 <https://www.telegraph.co.uk/news/2018/07/16/donald-trump-says-us-relationship-russia-has-never-worse-ahead/>
44. David Chlaidze. About New Scientific Vision of Revaz Lordkipanidze on Perfect Economic Competition. - Tbilisi, Philanthropic Research Academy for Digital Library of the Georgian Parliament, 2nd Edition as E-Book, 2018. <http://dspace.nplg.gov.ge/handle/1234/274646> https://www.researchgate.net/publication/326606104_About_New_Scientific_Vision_of_Revaz_Lordkipanidze_on_Perfect_Economic_Competition_-_Tbilisi_Philanthropic_Research_Academy_for_Digital_Library_of_the_Georgian_Parliament_2nd_Edition_as_E-Book_2018_ht
45. Bork, Robert H. 1993. "The Antitrust Paradox" (second edition). New York: Free Press.
46. Chandra, Ambarish and Lederman, Mara. 2018. "Revisiting the Relationship between Competition and Price Discrimination". *American Economic Journal: Microeconomics* 10(2): 190–224.
47. Costinot, Arnaud and Rodriguez-Clare, Andres. 2018. "The US Gains From Trade: Valuation Using the Demand for Foreign Factor Services". *Journal of Economic Perspectives* 32 (2): 3-24.
48. Fogel, Robert, W. 1999. "Catching Up with the Economy." *American Economic Review* 89 (1): 1-21.
49. Jamieson, Kathleen Hall. Taussig, Doron. 2017–18. Disruption, Demonization, Deliverance, and Norm Destruction: The Rhetorical Signature of Donald J. Trump. *PSQ*, Volume 132 - Number 4 – Winter: 618-649.
50. Herszenhorn, David M. 2013. "Georgia Elects New President, but Real Power Will Rest With Next Premier". *The New York Times*, Oct. 27.
51. Keynes, J. M. 1936. "The General Theory of Employment, Interest and Money". Palgrave Macmillan.
52. Mierzejewski, Alfred C. 2004. "1957: Ludwig Erhard's Annus Terribilis", *Essays in Economic and Business History*, 22: 17–27.

53. Ricardo, David. 1817. "On the Principles of Political Economy and Taxation". Complete, fully searchable text at the Library of Economics and Liberty.

<http://www.econlib.org/library/Ricardo/ricP.html>

54. Rodric, Dani. 2018. "What Do Trade Agreements Really Do?" *Journal of Economic Perspectives* 32 (2): 73-90.

55. Shertzer, Allison. 2018. "A Review Essay on Howard Bodenhorn's *The Color Factor: The Economics of African-American Well-Being in the Nineteenth-Century South*". *Journal of Economic Literature* 56 (1): 206-216.

56. Silverstein, Jason. 2017. "Trump and Putin Keep Calling Each Other for Praise, Discuss North Korea and Terrorism". *Newsweek*, May 5.

57. Smith, Adam. 1776. "An inquiry into the nature and causes of the wealth of nations". Complete, fully searchable text at the Library of Economics and Liberty.

<http://www.econlib.org/library/Smith/smWN.html>

58. Snower, Dennis J., and Steven J. Bosworth. 2016. "Identity-Driven Cooperation versus Competition." *American Economic Review*, 106 (5): 420-24.

59. The US: Department of Justice <http://www.justice.gov/atr/public/guidelines/hhi.html>
<https://www.justice.gov/atr/file/761131/download>
<https://www.justice.gov/sites/default/files/atr/legacy/2014/04/10/305027.pdf>

60. Lordkipanidze, R. Chlaidze, D. Khatiashvili, G. Devidze, T. Fetelava, S. Lordkipanidze, M. Lordkipanidze, S. and others. 2014. *Innovative unordinary management and marketing for the nearest strategy*. - Parliament of Georgia, Digital Library Iverieli

https://www.researchgate.net/publication/325719818_Innovative_unordinary_management_and_marketing_for_the_nearest_strategy_-_Parliament_of_Georgia_Digital_Library_Iverieli_httpdspacenplggovgebitstream1234293811No_vatoruliAraordunaruliMenejmentipdf

The newest publications of Revaz Lordkipanidze by Researchgate.net and about successfully certified from Harvard University (Courses “U.S. Public Policy: Social, Economic and Foreign Policies”, “Justice”, 2018):

61. Revaz Lordkipanidze, My Wonderful Harvard Course "U.S. Public Policy: Social, Economic and Foreign Policies". - Tbilisi, E-book: Philanthropic Research Academy for the Georgian Parliament Digital Library, 2018.

<https://www.researchgate.net/publication/326984863> My Wonderful Harvard Course US Public Policy Social Economic and Foreign Policies - Tbilisi E-book Philanthropic Research Academy for the Georgian Parliament Digital Library 2018

62. Revaz Lordkipanidze, The Strongest Key to Global Hospitality. - Tbilisi, Philanthropic Research Academy for the Georgian Parliament Digital Library, E-book: 2018.

<https://www.researchgate.net/publication/327019745> The Strongest Key to Global Hospitality - Tbilisi Philanthropic Research Academy for the Georgian Parliament Digital Library E-book 2018

63. Revaz Lordkipanidze, Engineer-economist - Needful Doctor for Future Competitive Market (Textbook Principles to Economics, International Competition, Management). - Philanthropic Academy for Digital Library of Georgian Parliament, 2018: 100. Dedicated to a spark of hope by the rarest bright start of US-Russian relations (2018, July) and 20th anniversary of my pioneer membership (1998, August 1) from post-Soviet countries at the New York Academy of Political Sciences. <http://dspace.nplg.gov.ge/handle/1234/275374>

<https://www.researchgate.net/publication/326723649> Engineer-economist - Needful Doctor for Future Competitive Market Textbook Principles to Economics International Competition Management - Philanthropic Academy for Digital Library of Georgian Parliame

64. Revaz Lordkipanidze, Efficiency of Manager's Characteristic Features. - Tbilisi, Philanthropic Research Academy for Digital Library of the Georgian Parliament, 2nd Edition as E-Book, 2018. <http://dspace.nplg.gov.ge/handle/1234/274647>

<https://www.researchgate.net/publication/326589394> Efficiency of Manager's Characteristic Features -

Tbilisi Philanthropic Research Academy for Digital Library of the Georgian Parliament 2nd Edition as E-Book 2018 <http://dspace.nplg.gov.ge/handle/1234/274647>

65. Revaz Lordkipanidze, American Studies on Economic Wonderworks and Goodness: My Half-Century Sincere Love and Scientific Interests. - Tbilisi, 2018, Philanthropic Research Academy for the Digital Library of the Georgian Parliament. <http://dspace.nplg.gov.ge/handle/1234/274652>

<https://www.researchgate.net/publication/326328169> American Studies on Economic Wonderworks and Goodness My Half-Century Sincere Love and Scientific Interests -

Tbilisi 2018 Philanthropic Research Academy for the Digital Library of the Georgian Parliament

66. Revaz Lordkipanidze, Competitive International Business and Effective State Neuroeconomic Mechanisms (Textbook: Fundamental Principles from Monographic Researches for Students and Specialists of Economics, Public Administration and Marketing). Dedicated to the Bright Successful for Peace Negotiations of the United States and North Korea in the Most Dangerous Era of Nuclear Competition. - Tbilisi. Philanthropic Research Academy for the Digital Library of the Georgian Parliament. 2018: 106.

<https://www.researchgate.net/publication/326092780> Competitive International Business and Effective State Neuroeconomic Mechanisms Textbook Fundamental Principles from Monographic Researches for Students and Specialists of Economics Public Administration

<http://dspace.nplg.gov.ge/handle/1234/273606>

67. Revaz Lordkipanidze, Polar Difference in Economic Regulation of Developed and Developing Countries. - <http://dspace.nplg.gov.ge/handle/1234/273604>, Tbilisi, Philanthropic Research Academy for the Digital Library of Georgian Parliament, 2018.

<https://www.researchgate.net/search.Search.html?type=publication&query=Polar%20difference%20in%20economic%20regulation%20of%20developed%20and%20developing>

68. Revaz Lordkipanidze, Dialectics to Understanding of International Competition: For Fundamentals and Practice of Business and Public Law. 2018. Tbilisi, Philanthropic Research Academy named after Economist A. Gunia for the Digital Library of the Parliament Georgia. ISBN 978-9941-8-0217-1 (PDF)

https://www.researchgate.net/publication/325813127_Dialectics_to_Understanding_of_International_Competition_For_Fundamentals_and_Practice_of_Business_and_Public_Law_2018_Tbilisi_Philanthropic_Research_Academy_named_after_Economist_A_Gunia_for_the_Digi

69. Revaz Lordkipanidze, Managerial Costs in Nowaday Healthcare (Handbook for Students of University Geomedi Bachelor's Program). - Tbilisi, 2018: 104. https://www.researchgate.net/publication/328466517_Managerial_Costs_in_Nowaday_Healthcare_Handbook_for_Students_of_University_Geomedi_Bachelor's_Program_-_Tbilisi_2018_104

70. Revaz Lordkipanidze, Business Govern in Health Care. - Tbilisi, 2018:14. https://www.researchgate.net/publication/328466389_Business_Govern_in_Health_Care_-_Tbilisi_201814

71. Revaz Lordkipanidze, Business Govern for Reduce Managerial Costs in Health Care (Handbook). - Tbilisi, Academy of Charity Research for Digital Library of Georgian Parliament, 2018. <http://dspace.nplg.gov.ge/handle/1234/282350>

https://www.researchgate.net/publication/328052483_Business_Govern_for_Reduce_Managerial_Costs_in_Health_Care_Handbook_-_Tbilisi_Academy_of_Charity_Research_for_Digital_Library_of_Georgian_Parliament_2018_http://dspace.nplg.gov.ge/handle/1234/282350

72. Revaz Lordkipanidze, Thanks for Genius Justice Traditions of My Harvard University. - Tbilisi, Philanthropic Research Academy for the Georgian Parliament Digital Library, E-book: 2018. <http://dspace.nplg.gov.ge/handle/1234/278884>

https://www.researchgate.net/publication/327582415_Thanks_for_Genius_Justice_Traditions_of_My_Harvard_University_-_Tbilisi_Philanthropic_Research_Academy_for_the_Georgian_Parliament_Digital_Library_E-book_2018_http://dspace.nplg.gov.ge/handle/1234/278884

73. Revaz Lordkipanidze, Competition theory's "sensational" defects and recommendations for improvement of competitiveness audit. - Modern Issues of Medicine and Management. 2017. N 4 (12): 68-73 (ISSN 1512-4169 Quarterly, International, Refereed, Peer-reviewed Collected Scientific Works).

<https://www.researchgate.net/publication/328416195> Competition theory's sensational defects and recommendations for improvement of competitiveness audit - Modern Issues of Medicine and Management 2017 N 4 12 68-73 ISSN 1512-4169 Quarterly Internationa

74. Specificity of Health Policy for Developed and Developing Countries. - Modern Issues of Medicine and Management. 2018. N 2 (14): 37-41 (ISSN 1512-4169 Quarterly, International, Refereed, Peer-reviewed Collected Scientific Works).

http://dspace.nplg.gov.ge/bitstream/1234/276655/1/Medicinis_Da_Menejmentis_Tanamedrove_Problemebi_2018_N2.pdf

<https://www.researchgate.net/publication/328432542> Specificity of Health Policy for Developed and Developing Countries - Modern Issues of Medicine and Management 2018 N 2 14 37-41 ISSN 1512-4169 Quarterly International Refereed Peer-reviewed Collected

75. Revaz Lordkipanidze, For Reforming of Georgian Economy (Handbook). - Tbilisi, Charity Research Academy for Georgian Parliament Digital Library, 2018. <http://dspace.nplg.gov.ge/handle/1234/282371>

<https://www.researchgate.net/publication/328107601> For Reforming of Georgian Economy Handbook - Tbilisi Charity Research Academy for Georgian Parliament Digital Library 2018 httpdspace.nplg.gov.ge/handle/1234/282371

76. Revaz Lordkipanidze, Competition is not Joke and in the Era of Electronics It Must Be Protected Especially. - As E-novation, 2018, <http://dspace.nplg.gov.ge/handle/1234/283298>

<https://www.researchgate.net/publication/328542291> Competition is not Joke and in the Era of Electronics It Must Be Protected Especially - As E-novation 2018 httpdspace.nplg.gov.ge/handle/1234/283298

77. Revaz Lordkipanidze, For Improve of Economic Thinking. - Tbilisi, 2018: 160.

<https://www.researchgate.net/publication/328726251> For Improve of Economic Thinking - Tbilisi 2018 160